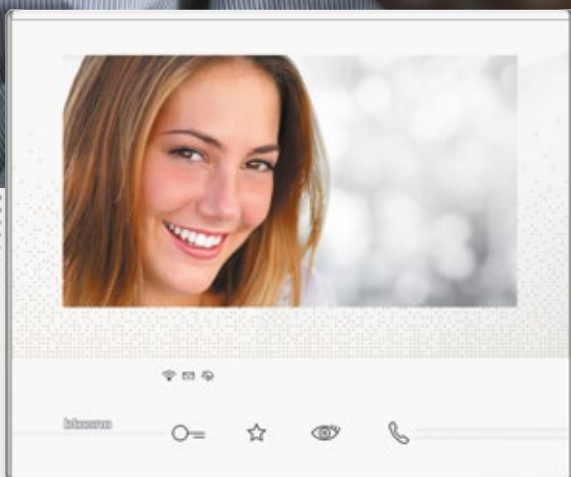
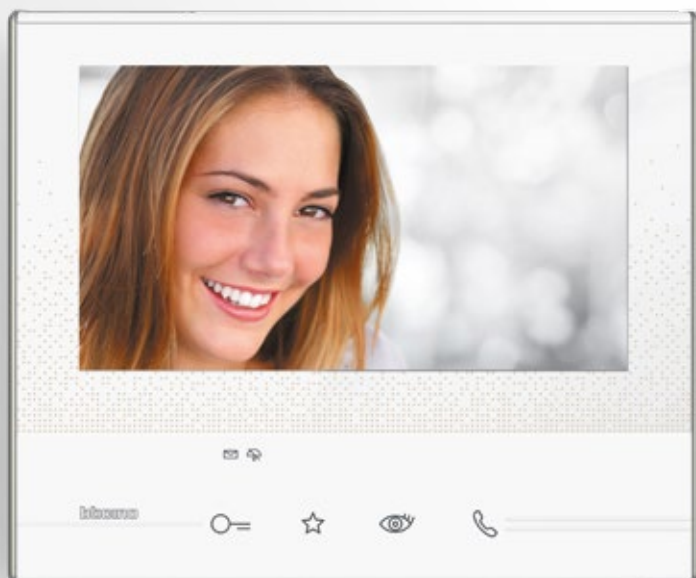


DOOR ENTRY SYSTEMS

Audio & Video



CATALOGUE
PAGES
INSIDE



BTICINO

Specialists in Video Door Entry Systems

BTicino, introduces a complete range of products and systems capable of meeting all applications and building requirements. From single homes to larger buildings and apartment complexes, BTicino can offer the right solution to satisfy both the private and the professional user.

Contents

4-5	Offer overview	Different solutions for different applications	4
6-7	Easy kits	BASIC KITS (2 and 4-wire)	6
8-14	Professional kits	The full expandable solution	8
		VIDEO KITS (2-wire)	10
		AUDIO KITS (2-wire)	13
		Analogue AUDIO KITS	14
15-71	2-wire System	System overview	16
		Entrance panels range	21
		Internal units range	49
		System accessories range	65
72-82	D45 System	System overview	74
		Entrance panels range	76
		Internal units range	77
		System accessories range	78

DIFFERENT SOLUTIONS FOR DIFFERENT APPLICATIONS

Depending on the type of construction, from single-dwelling to large multi-dwelling complexes, we have kits to meet your building requirements.

EASY KITS for standard level homes

A closed solution that provides basic functions for simple systems.



- Single-dwelling or dual residency
- Ready made solutions
- Basic functions
- Plug-in or internal power supply (direct mains connection)

PROFESSIONAL KITS for high level homes

Initial basic solution that can develop into more complex and customised systems.



- One or two-family homes
- Ready made solutions
- Fully expandable
- Enhanced functions

Single-storey houses to large high-rise buildings



2-WIRE SYSTEM

for small buildings

The best technology when time saving and ease-of-installation are required.



- Small buildings/homes
- Easy and quick to install
- Maximum versatility
- Perfect for refurbishments

D45 SYSTEM

for large buildings

System developed mainly to increase value in terms of functionality in large projects, buildings and complexes.



- Larger buildings and complexes
- High performance
- Long distances and high number of apartments
- Integrated security functions

Basic kits

All-in-one easy package

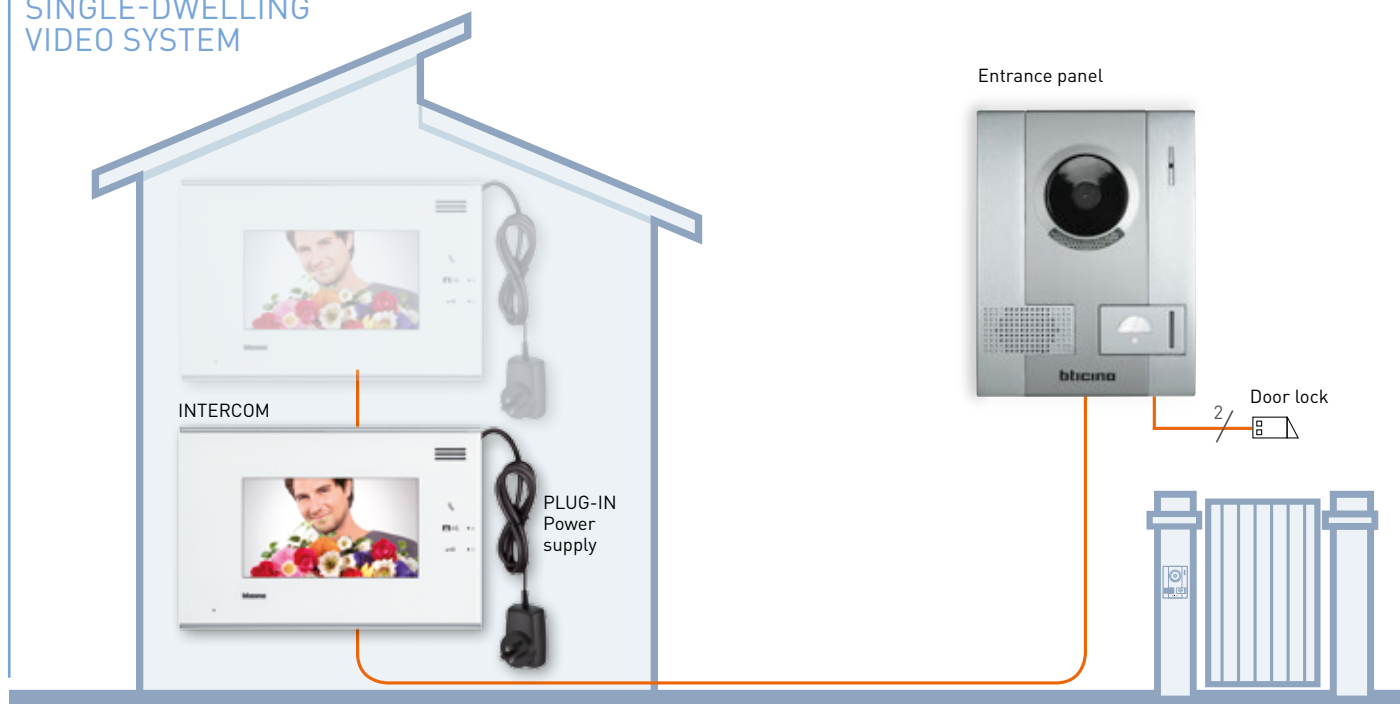
Ready-made closed solutions when you need something fast and reliable for a simple family home.

With a single reference code, the kits include:

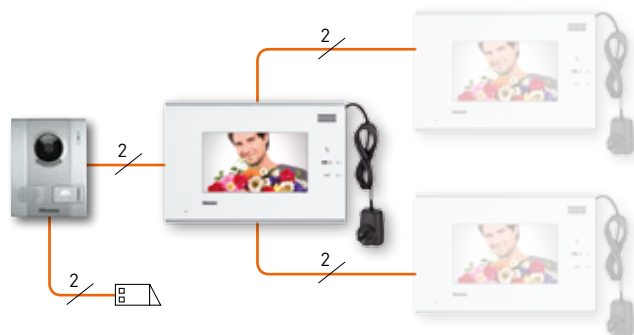
- Hands-free internal panels
- Displays with call memory available
- Plug-in power connection
- Door lock release key & intercom function

These kits are easy-to-install and have the capacity to expand to a maximum of three internal units.

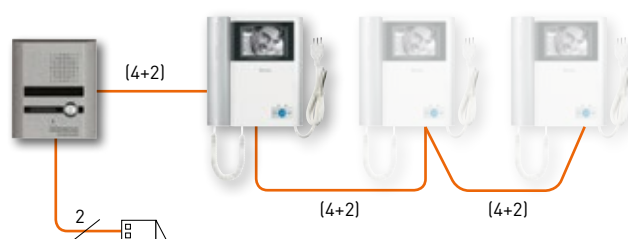
EXAMPLE OF SINGLE-DWELLING VIDEO SYSTEM



2-WIRE SOLUTION



4-WIRE SOLUTION



COLOUR VIDEO KITS - 4-WIRE

7" Colour Handsfree Video Kit

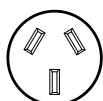
Single-dwelling analogue colour 4-wire video handsfree kit with a wall mounted metal entrance panel and a video monitor. The entrance panel with a colour camera and LED help to illuminate the field of view. The internal video unit consists of a 7" colour monitor and plug-in power supply with an option to expand with up to three internal units.



PLUG-IN STANDARD TYPE

COLOUR VIDEO KITS

Australian standard



4-wire

316513 (handsfree 7" kit)

331853 (additional video unit)

2-wire

369200 (handsfree 7" kit White)

369210 (handsfree 7" kit Black)

369205 (additional video unit White)

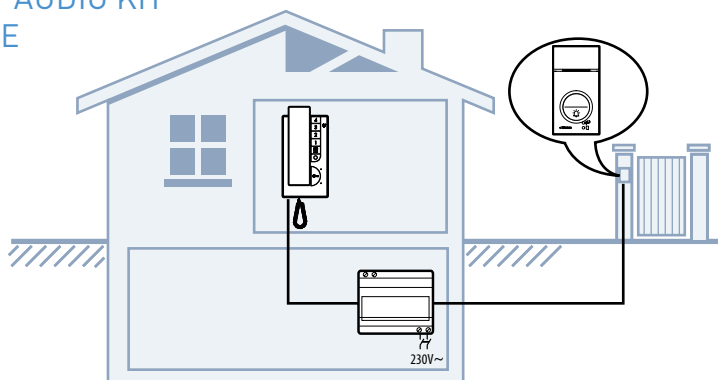
369215 (additional video unit Black)

NOTE: For the control of electric door lock release, we recommend the use of DIN transformer 336842 (230V a.c. - 12V a.c.).

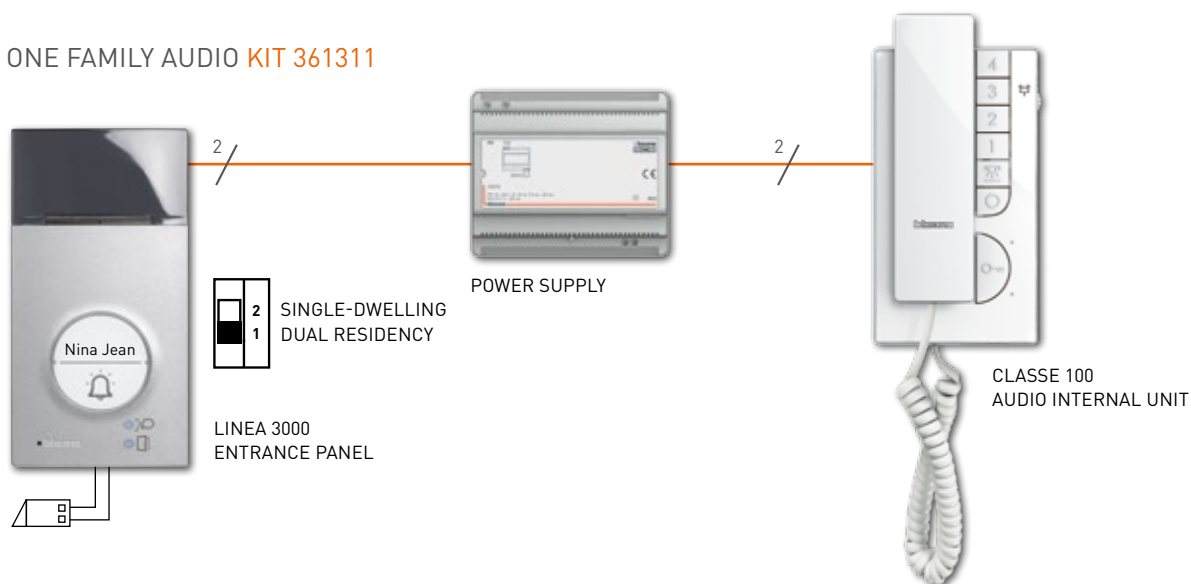
Maximum simplicity

The 2-wire professional kits are not only perfect for creating new systems, they are also compatible in renovations. With both audio and video systems requiring only 2-wires, the kit guarantees maximum simplicity and flexibility of installation. With an option to expand and adapt to different installation needs, they are compatible with two devices (external push-button panels, internal units, internal video units, system accessories and cameras), allowing expansion without compromises.

LINEA 3000 ONE FAMILY AUDIO KIT INSTALLATION EXAMPLE



ONE FAMILY AUDIO KIT 361311



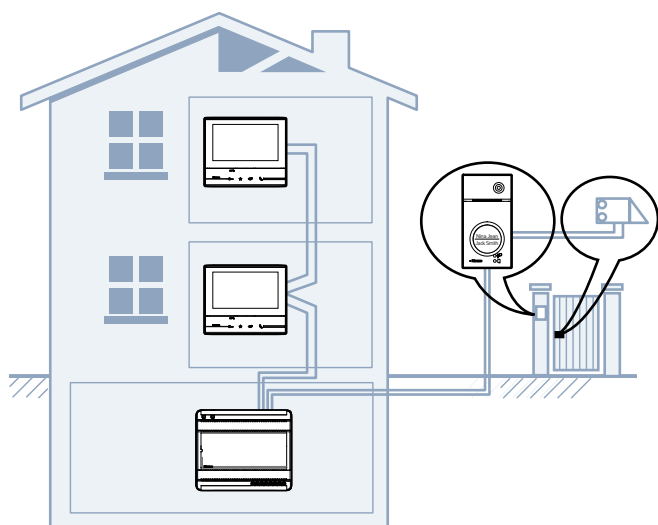


AUDIO KIT



VIDEO KIT

LINEA 3000 DUAL RESIDENCY VIDEO KIT INSTALLATION EXAMPLE



ADDITIONAL INTERNAL UNIT 344612



CLASSE 300
INTERNAL VIDEO UNIT

SINGLE-DWELLING VIDEO KIT 363511



SINGLE-DWELLING
DUAL RESIDENCY

POWER SUPPLY



LINEA 3000
ENTRANCE PANEL



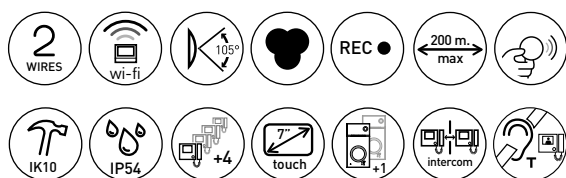
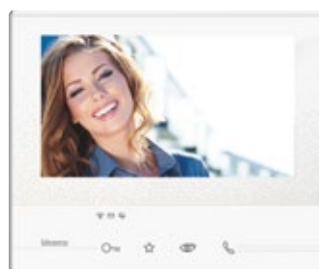
CLASSE 300
INTERNAL VIDEO UNIT

PROFESSIONAL KITS

SINGLE-DWELLING VIDEO KITS



363911



Pack	Item	
		CLASSE 300X13E – LINEA 3000 handsfree video kit with call redirection on smartphone and door lock release key cards <p>Single-dwelling handsfree kit with: Classe 300X13E internal video unit in light finish with Wi-Fi, handsfree, Inductive Loop, 7" Touchscreen LCD display and video door entry answering machine with call audio/video memory; LINEA 3000 push-button panel with Zamak front cover, wide angle colour camera and proximity reader and with a kit of coloured key cards and two door lock release clear discs. Can be configured for single-dwelling or dual residency installations. It can manage a maximum of 20 key cards (125KHz) for the electric door lock release (including the one for the system management). Nameplate lit by white LED. Can be wall or flush mounted with specific accessories: (350020) flush mount box with (343061) flush mount accessory - to be purchased separately. Can be fitted with rainshield (343051) - to be purchased separately. The push-button panel has an IP54 protection rating + IK10 mechanical impact rating. The Wi-Fi connection integrated in the internal video unit, makes it possible to associate the device to the Door Entry App (available for Android and iOS). Manage the main internal video unit functions (receiving calls, opening the door lock, activating the entrance panel/cycling and extra activations). The internal video unit has call audio/video memory and Inductive Loop function (to enable use by people wearing hearing aids fitted with T selector). It has capacitive keys for the control of the main video door entry functions: door lock release, handsfree connection, activation of entrance panel/camera scrolling and favourite key (can be configured to activate the quick actions most frequently used - eg: staircase lights control, Intercom, additional activations).</p> <p>Access to configuration, adjustments and functions using the touch display with graphic interface. Wall mount or table-top installation with specific support (344632) - to be purchased separately.</p>
1	363911	Complete single-dwelling kit <p>(Easy switch to dual residency system by purchasing an additional internal unit - refer to 2-wire system internal units range).</p>

DOOR ENTRY APP DESIGNED FOR THE FINAL USER



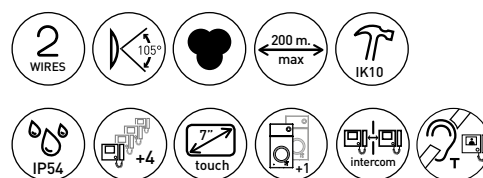
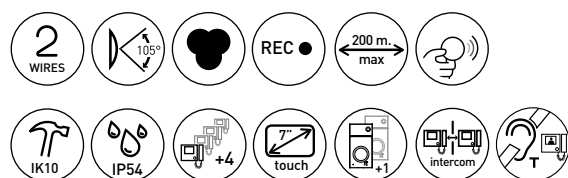
Using your smartphone, the DOOR ENTRY App allows you to manage internal video unit calls locally and remotely. With a simple touch open the gate, activate the cameras and switch the garden timed lights on. Configuring the App needs just a few steps and, via the BTicino Cloud, the remote connection is totally automated and managed with the maximum level of security.



363611



363511



Pack	Item	CLASSE 300V13M – LINEA 3000 handsfree video kit with door lock release key cards
		<p>Single-dwelling handsfree kit with: Classe 300V13M internal video unit in light finish with, handsfree, Inductive Loop, 7" Touchscreen LCD display and video door entry answering machine with call audio/video memory; LINEA 3000 push-button panel with Zamak front cover, wide angle colour camera and proximity reader and with a kit of coloured key cards and two door lock release clear discs. Can be configured for single-dwelling or dual residency installations. It can manage a maximum of 20 key cards (125KHz) for the electric door lock release (including the one for the system management). Nameplate lit by white LED. Can be wall or flush mounted with specific accessories: (350020) flush mount box with (343061) flush mount accessory - to be purchased separately. Can be fitted with rainshield (343051) - to be purchased separately. The push-button panel has an IP54 protection rating + IK10 mechanical impact rating. The internal video unit has call audio/video memory and Inductive Loop function (to enable use by people wearing hearing aids fitted with T selector). It has capacitive keys for the control of the main video door entry functions: door lock release, handsfree connection, activation of entrance panel/camera scrolling and favourite key (can be configured to activate the quick actions most frequently used - eg: staircase lights control, Intercom, additional activations).</p> <p>Access to configuration, adjustments and functions using the touch display with graphic interface. Wall mount or table-top installation with specific support (344632) - to be purchased separately.</p>
1	363611	<p>Complete single-dwelling kit</p> <p>(Easy switch to dual residency system by purchasing an additional internal unit - refer to 2-wire system internal units range).</p>

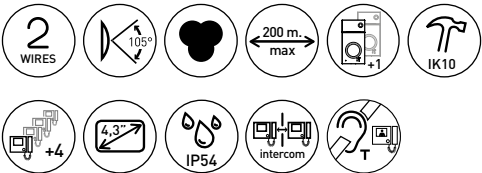
Pack	Item	CLASSE 300V13E – LINEA 3000 handsfree video kit
		<p>Single-dwelling handsfree kit with: Classe 300V13E internal video unit in light finish with handsfree, Inductive Loop and 7" Touchscreen LCD display; LINEA 3000 push-button panel with Zamak front cover, wide angle colour camera. Can be configured for one-family or two-family installations. Nameplate lit by white LED. Can be wall or flush mounted with specific accessories: (350020) flush mount box with (343061) flush mount accessory - to be purchased separately. Can be fitted with rainshield (343051) - to be purchased separately. The push-button panel has an IP54 protection rating + IK10 mechanical impact rating. You can manage the main internal video unit functions (receiving calls, opening the door lock, activating the entrance panel/cycling and extra activations). The internal video unit has Inductive Loop function (to enable use by people wearing hearing aids fitted with T selector). It has capacitive keys for the control of the main video door entry functions: door lock release, handsfree connection, activation of entrance panel/camera scrolling and favourite key (can be configured to activate the quick actions most frequently used - eg: staircase lights control, Intercom, additional activations).</p> <p>Access to configuration, adjustments and functions using the touch display with graphic interface. Wall mount or table-top installation with specific support (344632) - to be purchased separately.</p>
1	363511	<p>Complete single-dwelling kit</p> <p>(Easy switch to dual residency system by purchasing an additional internal unit - refer to 2-wire system internal units range).</p>

PROFESSIONAL KITS

SINGLE-DWELLING VIDEO KITS



363411



Pack	Item	
		CLASSE 100V12E – LINEA 3000 handsfree video kit Single-dwelling handsfree kit with Classe 100V12E handsfree internal video unit and LINEA 3000 push-button panel with Zamak front cover and wide angle colour camera. Can be configured for single-dwelling or dual residency installations. Nameplate lit by white LED. Can be wall or flush mounted with specific accessories: (350020) flush mount box with (343061) flush mount accessory - to be purchased separately. Can be fitted with rainshield (343051) - to be purchased separately. The push-button panel has an IP54 protection rating + IK10 mechanical impact rating. The internal video unit has 4.3" LCD display and Inductive Loop function (to enable use by people wearing hearing aids fitted with T selector). It has keys for: door lock release, handsfree connection, staircase lights control and entrance panel/camera scrolling activation. It also has four keys (1 – 2 – 3 – 4) that can be programmed through configuration for the management of additional functions. It is pre-set for different types of installations, based on the mechanical accessories used - to be purchased separately.
1	363411	Complete single-dwelling kit (Easy switch to dual residency system by purchasing an additional internal unit - refer to 2-wire system internal units range).

PROFESSIONAL KITS

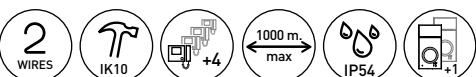
SINGLE-DWELLING AUDIO KITS



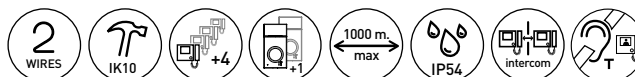
361511



361311

**COMING
SOON**


Pack	Item	
		CLASSE 100A12B – LINEA 3000 handsfree audio kit Single-dwelling handsfree kit with Classe 100A12B handsfree internal audio unit and LINEA 3000 push-button panel with Zamak front cover. Can be configured for single-dwelling or dual residency installations. Nameplate lit by white LED. Can be wall or flush mounted with specific accessories: (350020) flush mount box with (343061) flush mount accessory - to be purchased separately. Can be fitted with rainshield (343051) – to be purchased separately. The push-button panel has an IP54 protection rating + IK10 mechanical impact rating. The internal unit has keys for: door lock release, handsfree connection, staircase lights control and entrance panel/scrolling activation. Independent adjustment for: bell volume (with call exclusion) and loudspeaker volume. Wall mount installation with the bracket supplied or table-top installation with support 344552 - to be purchased separately.
1	361511	Complete single-dwelling kit (Easy switch to dual residency system by purchasing an additional audio internal unit - refer to 2-wire system internal units range).

**COMING
SOON**


Pack	Item	
		CLASSE 100A12M – LINEA 3000 handset audio kit Single-dwelling audio kit with Classe 100A12M internal audio unit and LINEA 3000 push-button panel with Zamak front cover. Can be configured for single-dwelling or dual residency installations. Nameplate lit by white LED. Can be wall or flush installed with specific accessories: (350020) flush mount box with (343061) flush mount accessory - to be purchased separately. Can be fitted with rainshield (343051) – to be purchased separately. The push-button panel has a protection index rating + IK10 mechanical impact rating.
1	361311	Complete single-dwelling kit (Easy switch to dual residency system by purchasing an additional audio internal unit - refer to 2-wire system internal units range).

PROFESSIONAL KITS

ANALOGUE KITS

Audio Kits



Pack	Item	SPRINT - LINEA 2000 AUDIO KIT handset audio kit
1	363811	Single-dwelling kit with SPRINT handset and LINEA 2000 push-button panel. Analogue technology with 2-wire connection. Devices suitable for wall mounted installation. Expansion possibility using the specific additional handset 331550.

2-wire system



2-WIRE SYSTEM



2-wire system

The easiest system offer

The **2-wire SYSTEM** is the best technology for those cases when **TIME SAVING** and **EASE-of-INSTALLATION** are crucial. With the non-polarised 2-wire system it is in fact possible to install, with the same ease, all kinds of systems, from single-dwellings to apartment complexes.

SMALL AND MEDIUM SIZE SYSTEMS



SINGLE-DWELLING



APARTMENTS

RENOVATIONS

The possibility of using existing cables makes it the ideal solution when refurbishing systems.



Remove the old entrance panel.

Use the two cables already present to connect the new entrance panel.






In addition to the extreme simplicity, the system offers

SUPERIOR PERFORMANCE

SYSTEM MAIN FEATURES

3900	Apartments
3900	Apartment video entrance panels
39	Risers with independent sound mode
5	Handsets per apartment
600m	Distance between entrance panel and furthest internal unit



Two non-polarised wires for the system




THE 2-WIRE SYSTEM

offers a wide range of entrance panels and internal units, to meet all end-user needs.

2-WIRE SYSTEM

The system composition

Using accessory devices, additional door locks can be activated and/or lights switched on.



In apartment block systems, the switchboard can be used for the management and centralised supervision of the apartment block services.

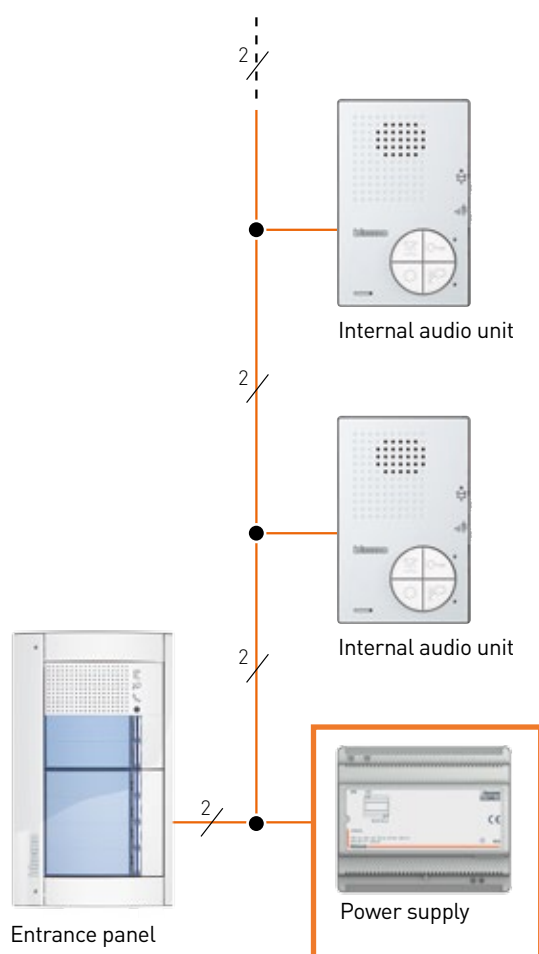


With the Classe 300X13E connected internal unit, you can manage your door entry system calls and functions with your smartphone via the dedicated Door Entry App.

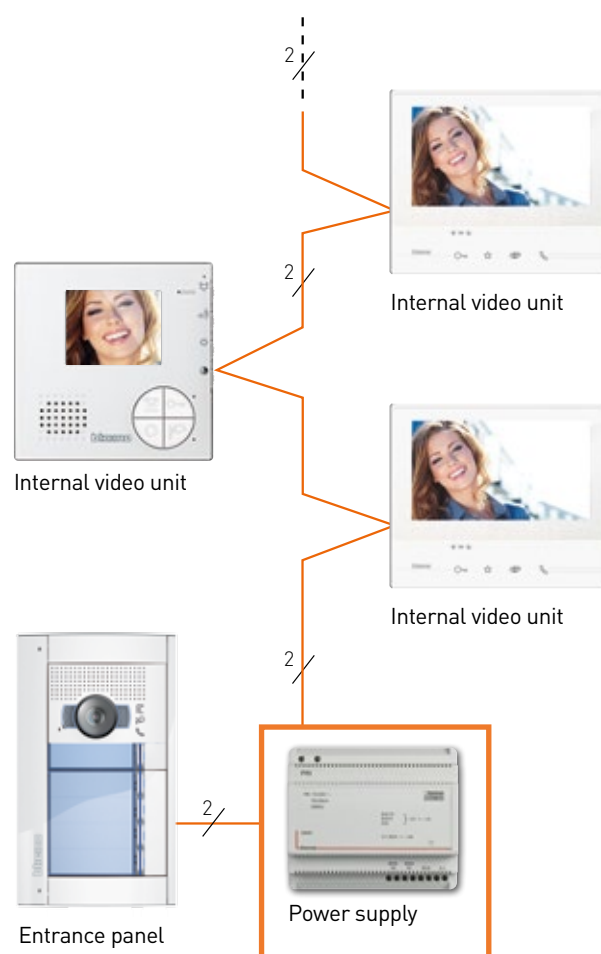


A few accessory devices are needed to make the 2-WIRE systems, as well as the entrance panels and the internal units and/or internal video units.

DOOR ENTRY SYSTEM



VIDEO DOOR ENTRY SYSTEM



Entrance PANELS RANGE

LINEA SFERA
LINEA 3000
LINEA 100
LINEA 300



LINEA 300



LINEA 3000



LINEA 100



SFERA NEW



SFERA ROBUR

PROFESSIONAL KITS

ENTRANCE PANELS

Overview and features

Linea Sfera New



Linea Sfera Robur



Audio	■	■
Colour video	■	■
Finishes / Colours	Allmetal Allwhite Allstreet	Zamak Robur
Wall mounted installation	■	■
Flush mounted installation	■	■
Push-button call		■
Digital call	■	■
Wide angle camera (1)	■	■
Night & Day camera (2)	■	■
Control speech synthesis (3)	■	■
Door lock release with keypad	■	■
Rainshield	■	■
Vandal proof		
Protection index	IP54	IP54
Sturdiness index	Up to IK08	IK10
Max. number of calls	100 with push-buttons 4000 with digital call	100 with push-buttons 4000 with digital call

(1) Horizontal and vertical wide viewing field. Easy to use for children and people with disabilities.

(2) Night lighting from the IR LED with automatic IR filter. Sharp, perfect images even in limited light conditions.

(3) Inductive loop and control speech synthesis. Easy to use for visually and/or hearing impaired people.



2-WIRE SYSTEM

Linea 3000



Linea 300



Linea 100



Zamak

Stainless Steel
Aluminium

Stainless Steel



IP54

IP44

IP44

IK10

IK07

IK08

2

32 with push-buttons
4000 with digital call

8 with push-buttons
4000 with digital call

2-WIRE SYSTEM
ENTRANCE PANELS
SFERA



SFERA NEW

SFERA ROBUR

TWO STYLES

ONE ELECTRONIC HEART

2-wire simplicity, maximum performance

Exceptional audio and video performance as well as fast and simple installation can be achieved with 2-wire technology

- Up to 4000 dwellings
- 20 handsets per dwelling
- Up to 96 video entrance panels
- Operable range of 600m between entrance panel and internal unit



2-WIRE SYSTEM

TWO DESIGNS

SFERA NEW

A modern and sleek design suitable for residential and commercial developments.

SFERA ROBUR

Sturdy materials and optional flush mount boxes providing increased safety and preventing removal of the device.



AUDIO OR VIDEO PUSH-BUTTON
ENTRANCE PANEL



CALL FROM ADDRESS BOOK



AUDIO OR VIDEO PUSH-BUTTON
ENTRANCE PANEL



DIGITAL
CALL

TWELVE FUNCTIONS

TRADITIONAL



BASIC SPEAKER
MODULE



SPEAKER
MODULE



AUDIO/VIDEO
MODULE



4 PUSH-BUTTON
MODULE



8 PUSH-BUTTON
MODULE



NAMEPLATE
MODULE



GRAPHIC DISPLAY
MODULE

ADVANCED



AUDIO/VIDEO
WIDE-ANGLE
CAMERA
MODULE



NIGHT/DAY
WIDE-ANGLE
CAMERA
MODULE



INDUCTIVE LOOP
AND CONTROL
SPEECH
SYNTHESIS
MODULE

DOOR LOCK RELEASE



KEYPAD
MODULE
















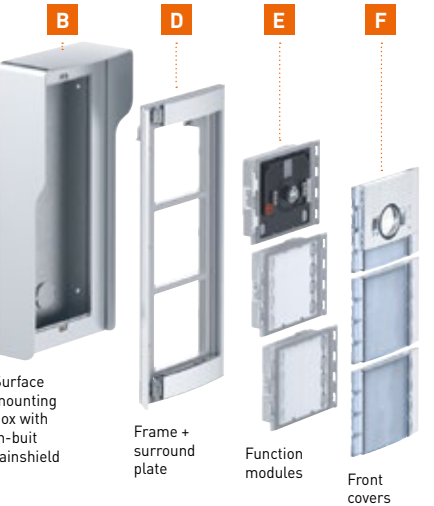











BADGE READER
MODULE

2-WIRE SYSTEM









































SFERA NEW

Examples to select parts of the system

FINISHES	INSTALLATION TYPE	FLUSH MOUNT BOXES		RAINSHIELDS (OPTIONAL)		FRAMES/PLATES	
	FLUSH MOUNT INSTALLATION	Cat. Nos	Pack	Cat.Nos	Pack	Cat. Nos	Pack
Allmetal (silver)  1		A		C		D	
		 350010 1 module	1	 35051.. 1 module	1	 35021.. 1 module	1
		 350020 2 modules	1	 35052.. 2 modules	1	 35022.. 2 modules	1
Allwhite (white)  2		 350030 3 modules	1	 35053.. 3 modules	1	 35023.. 3 modules	1
				 35054.. 4 modules			
				 352500 6 modules			
Allstreet (grey)  3	INSTALLATION TYPE	SURFACE MOUNT BOXES		FRAMES/PLATES			
	SURFACE MOUNT INSTALLATION	Cat. Nos	Pack	Cat. Nos	Pack	Cat. Nos	Pack
		 35061.. 1 module		 35064.. 4 modules	1	 35021.. 1 module	1
		 35062.. 2 modules		 35066.. 6 modules	1	 35022.. 2 modules	1
		 35063.. 3 modules		 35069.. 9 modules	1	 35023.. 3 modules	1

CHOOSE YOUR FINISH: Replace the dots in the Cat. No. with either 1, 2, or 3 to select the desired finish




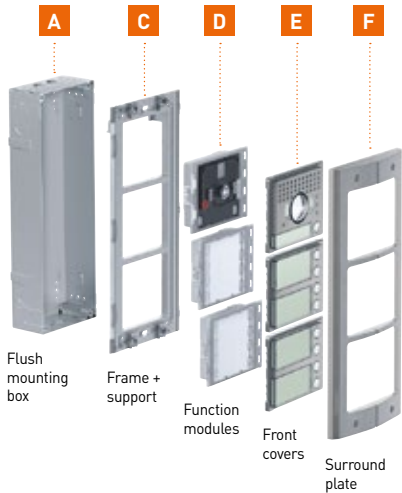









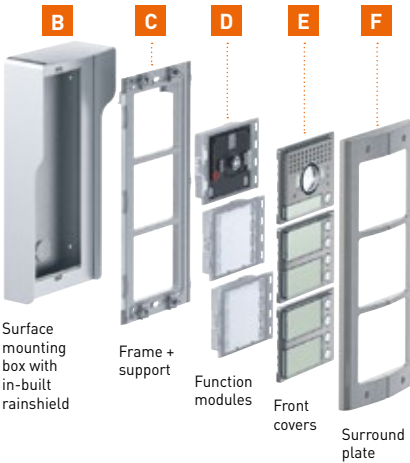









DIGITAL FUNCTION MODULES			FRONT COVERS					
Speakers	Cat. Nos	Pack	Cat. Nos					Pack
	E		F Audio front covers					
	 351000 Basic speaker module	1	 35100.. Basic speaker module	 35101.. Basic speaker module 1 push-button	 35102.. Basic speaker module 2 push-buttons	 35104.. Basic speaker module 2 push-buttons/double row	 35108.. Basic speaker module 4 push-buttons/double row	1
	 351100 Speaker module	1	 35110.. Speaker module	 35111.. Speaker module 1 push-button	 35112.. Speaker module 2 push-buttons	 35114.. Speaker module 2 push-buttons/double row	 35118.. Speaker module 4 push-buttons/double row	1
Push-buttons	 352000 4 push-buttons/ single row	1	 35203.. 2 push-buttons	 35204.. 4 push-buttons				1
	 352100 8 push-buttons/ double row	1	 35216.. 6 push-buttons/double row	 35218.. 8 push-buttons/double row				1
E			F Video front covers					
Cameras	 351200 Audio/video	1	 35120.. Audio/video	 35121.. Audio/video 1 push-button	 35122.. Audio/video 2 push-buttons/double row			1
	 351300 Audio/video with wide angle camera	1	 35130.. Audio/video wide angle	 35131.. Audio/video wide angle 1 push-button	 35132.. Audio/video wide angle 2 push-buttons / double row	 354000 Cable for the connection or several push-button modules L= 620 mm		1
	 352400 Night/day with wide angle camera	1	 35240.. Night/day with wide angle camera					
E			F Miscellaneous front covers					
Miscellaneous	 352200 Name plate	1	 35220.. Name plate					1
	 352500 Graphic display	1	 35250.. Graphic display					1
	 352700 Inductive loop and control speech synthesis	1	 35270.. Inductive loop-speech synthesis	 35230.. Blanking reader				1
	 353200 Badge reader	1	 35320.. Badge reader					1
	 353000 Keypad	1	 35300.. Keypad					1

CHOOSE YOUR FINISH: Replace the dots in the Cat. No. with either 1, 2, or 3 to select the desired finish

2-WIRE SYSTEM









































SFERA ROBUR

Examples to select parts of the system

FINISHES	INSTALLATION TYPE	FLUSH MOUNT BOXES		SUPPORT FRAMES		FRAMES/PLATES	
Vandal-resistant (ROBUR) 	FLUSH MOUNT INSTALLATION	Cat. Nos	Pack	Cat. Nos	Pack	Cat. Nos	Pack
	 <p>Flush mounting box</p> <p>Frame + support</p> <p>Function modules</p> <p>Front covers</p> <p>Surround plate</p>	A  350110 1 module	1	C  350315 1 module	1	D  350415 1 module	1
		 350120 2 modules	1	 350325 2 modules	1	 350425 2 modules	1
		 350130 3 modules	1	 350335 3 modules	1	 350435 3 modules	1
	INSTALLATION TYPE	SURFACE MOUNT BOXES		SUPPORT FRAMES		FRAMES/PLATES	
	SURFACE MOUNT INSTALLATION	Cat. Nos	Pack	Cat. Nos	Pack	Cat. Nos	Pack
	 <p>Surface mounting box with in-built rainshield</p> <p>Frame + support</p> <p>Function modules</p> <p>Front covers</p> <p>Surround plate</p>	B (*)  35061.. 1 module	1	C  350315 1 module	1	D  350415 1 module	1
		 35062.. 2 modules	1	 350325 2 modules	1	 350425 2 modules	1
		 35063.. 3 modules	1	 350335 3 modules	1	 350435 3 modules	1

(*) CHOOSE YOUR FINISH: Replace the dots in the Cat. No. with either 1, 2, or 3 to select the desired finish - Refer to SFERA NEW finishes.



DIGITAL FUNCTION MODULES			FRONT COVERS				
Speakers	Cat. Nos	Pack	Cat. Nos				Pack
	E		F Audio front covers				
		1					
	351000 Basic speaker module		351005 Basic speaker module	351015 Basic speaker module 1 push-button	351025 Basic speaker module 2 push-buttons	351045 Basic speaker module 2 push-buttons/double row	351085 Basic speaker module 4 push-buttons/double row
	1						
351100 Speaker module		351105 Speaker module	351115 Speaker module 1 push-button	351125 Speaker module 2 push-buttons	351145 Speaker module 2 push-buttons/double row	351185 Speaker module 4 push-buttons/double row	
Push-buttons		1					
	352000 4 push-buttons/ single row		352035 2 push-buttons	352045 4 push-buttons			
	1						
352100 8 push-buttons/ double row		352165 6 push-buttons/double row	352185 8 push-buttons/double row				
Cameras	E		F Video front covers				
		1					
	351200 Audio/video		351205 Audio/video	351215 Audio/video 1 push-button	351225 Audio/video 2 push-buttons / double row		
		1				 354000 Cable for the connection or several push-button modules L= 620 mm	
	351300 Audio/video with wide angle camera		351305 Audio/video wide angle	351315 Audio/video wide angle 1 push-button	351325 Audio/video wide angle 2 push-buttons / double row		
	1						
352400 Night/day with wide angle camera		352405 Night/day with wide angle camera					
Miscellaneous	E		F Miscellaneous front covers				
		1					
	352200 Name plate		352205 Name plate				
		1					
	352500 Graphic display		352505 Graphic display				
		1					 352305 Blanking reader
352700 Inductive loop and control speech synthesis		352705 Inductive loop-speech synthesis					
	1						
353200 Badge reader		353205 Badge reader					
	1						
353000 Keypad		353005 Keypad					

2-WIRE SYSTEM

SFERA

Electronic modules



351000



351100



351200



351300



352000



352100



352200

Pack	Item	Electronic modules
1	351000	Basic speaker module for the creation of 2-wire audio systems. Fitted with loudspeaker and microphone volume adjustment. It manages up to 100 push-button calls using additional double row push-buttons. It can be used for opening an electrical door lock directly connected to the S+ and S- clamps (18V 4A impulsive - 250mA holding current 30Ohm max) and the connection to a local door lock release push-button on the PL clamps. To be completed with surround plate. The device must be physically configured.
1	351100	Speaker module for the creation of 2-wire audio & video systems. Fitted with loudspeaker and microphone volume adjustment. It can manage up to 100 push-button calls when using additional double row push-button modules. It can be used for opening an electrical door lock directly connected to the S+ and S- clamps (18V 4A impulsive - 250mA holding current 30Ohm max) and the connection to a local door lock release push-button on the PL clamps. Pre-set for additional power supply. Fitted with front LEDs for the notification of the operating status: door lock release, communication active, call put through, and system busy. Integrated optic sensor for the switching on of the night backlighting. To be completed with surround plate. The device can be configured either physically or using the PC and the TiSferaDesign software.
1	351200	Audio video module for the installation of 2-wire colour video systems. With colour camera with 1/3" sensor and white LEDs for the lighting of the shooting field. Mist prevention heating resistance. Loudspeaker and microphone volume adjustments. It can manage up to 98 push-button calls using the additional double row push-button modules. Horizontal and vertical camera position adjustment, +/- 10° in both directions. It offers the possibility of opening an electrical door lock directly connected to clamps S+ and S- (18V 4A impulsive - 250mA holding current 30Ohm max) and of connecting a local door lock release push-button on clamps PL. Pre-set for additional power supply. Fitted with front LEDs for the notification of the operating status: door lock release, communication active, call put through, and system busy. Integrated optic sensor for the switching on of night backlighting. To be completed with surround plate. The device must be configured physically or using a PC and the TiSferaDesign software.

Pack	Item	Electronic modules
1	351300	Wide angle audio/video module for the installation of 2-wire colour video systems. With colour camera with 1/3" sensor and white LEDs for the lighting of the shooting field. Mist prevention heating resistance. Loudspeaker and microphone volume adjustments. It can manage up to 98 push-button calls using the additional double row push-button modules. It offers the possibility of opening an electrical door lock directly connected to clamps S+ and S- (18V 4A impulsive - 250mA holding current 30Ohm max) and of connecting a local door lock release push-button on clamps PL. Pre-set for additional power supply. Fitted with front LEDs for the notification of the operating status: door lock release, communication active, call put through, and system busy. Integrated optic sensor for the switching on of the night backlighting. To be completed with surround plate. The device must be configured physically or using a PC and the TiSferaDesign software.
1	352000	Additional 4 push-button modules arranged on single column. To be used with speaker modules 351000 - 351100 and audio/video modules 351200 - 351300. Connection using the appropriate multicable supplied. Backlighting of nameplates controlled by the speaker module or the audio/video module connected. To be completed with surround plate.
1	352100	Additional 8 push-button modules arranged on double column. To be used with speaker modules 351000 - 351100 and audio/video modules 351200 - 351300. Connection using the appropriate multicable supplied. Backlighting of nameplates controlled by the speaker module or the audio/video module connected. To be completed with surround plate.
1	352200	Nameplate module normally used for displaying the house number or other notifications (e.g. Legend for calls using digital push-button panels, opening/closing times, etc.). Connection using the appropriate multicable supplied. Night backlighting controlled by the speaker module or the audio/video module connected. To be completed with surround plate.



2-WIRE SYSTEM



352400



352500



352700



353000



353200



346993









Pack	Item	Electronic modules
1	352400	Night & Day and wide angle camera module for the installation of colour video systems. Fitted with 1/3" sensor with N&D function and automatic removal of the IR filter. IR LED for the lighting of the field of view. Mist prevention heating resistance. Automatic brightness adjustment. Connection to the speaker module (351100) using the multicable supplied. To be completed with surround plate.
1	352500	Graphic display module to be used with speaker module 351100 or with audio/video modules 351200 – 351300 (connection using the multicable supplied). It can operate in two modes: call from address book, or digital call. The call from the address book gives the possibility of sending the call by scrolling on the display the names associated to the residents. It is possible to store up to 4000 residents names. Using the keypad module item 353000 it is also possible to directly call the apartment by entering the number corresponding to the resident. The digital call is also performed using the keypad module item 353000 by entering the numerical code. It is recommended that one or more nameplate modules, item 352200, are installed at the side of the push-button panel to display the correspondence between the numerical codes and the names of the users. It is possible to program the names in the address book in two different ways: manual inclusion using the push-buttons of the display module or inclusion using a PC with the TiSferaDesign software installed, by downloading the file to the display module (recommended). System power supply cuts do NOT cause the loss of memory data. To be completed with surround plate.
1	352700	Inductive loop and control speech synthesis module to be used with the 351100 speaker module or with audio/video modules 351200 - 351300. Enable use by visually/hearing impaired (fitted with T selector) with the connection status voice message synthesis (call active, call ended, no answer, busy, door open). It is connected to the speaker module using the appropriate multicable supplied. To be completed with surround plate. The device can be configured either physically or using the PC and the TiSferaDesign software.

Pack	Item	Electronic modules
1	353000	Keypad module for door lock release, or for the digital call of the apartment (to be used with the display module). It is fitted with relay with contacts (C – NC – NO) and clamps (CP- P1 – P2) for the connection of a local door lock release push-button. The numerical code for the opening of the door lock can be programmed using the keypad itself, or using a PC after downloading the module programming file. It also has a programming reset push-button and LEDs for the visual notification of the access status. Night backlighting with LEDs. To be completed with surround plate. It is connected to the other modules using the appropriate multicable supplied. The device may also be used as a stand-alone unit with independent power supply and doorlock release. Configuration performed using physical configurators, or a PC with the TiSferaDesign software installed.
1	353200	RFID badge reader module for the release of the door lock by swiping the badge. It manages up to 20000 badges. It's fitted with relay contacts (C – NO - NC) and clamps (CP - P1 - P2) for the connection of a local door release push-button. The badge for the release of the door lock can be programmed from the module itself, or using a PC after downloading the module programming file. It also has a programming reset push-button and LEDs for the visual notification of the access status. Night backlighting LEDs. To be completed with surround plate. It is connected to the other modules using the appropriate multicable supplied. The device may also be used as a stand-alone unit with independent power supply and operation. Configuration performed using physical configurators, or a PC with the TiSferaDesign software installed.
1	346993	Expander push-button module that gives the possibility of connecting call push-buttons to the SFERA speaker modules (items 351000; 351100; 351200; 351300). Each module can manage up to 8 call push-buttons. It is possible to connect several expander push-button modules (max 96 call push-buttons for each Entrance Panel).

2-WIRE SYSTEM

SFERA NEW AUDIO








Example compositions with speaker module, item 351100

		FLUSH MOUNTED BOXES			FRAME + SURROUND PLATE			ELECTRONIC MODULES		
										
PUSH-BUTTONS ON SINGLE ROW	No. of calls	350010	350020	350030	35021..	35022..	35023..	351100	352000	
	1	1			1			1		
	2	1			1			1		
	3		1			1		1	1	
	4		1			1		1	1	
	5		1			1		1	1	
	6		1			1		1	1	
	7			1			1	1	2	
	8			1			1	1	2	
	9			1			1	1	2	
	10			1			1	1	2	
PUSH-BUTTONS ON DOUBLE ROW	11		1			1		1		
	12		1			1		1		
	13			1			1	1		
	14			1			1	1		
	15			1			1	1		
	16			1			1	1		
	17			1			1	1		
	18			1			1	1		
	19			1			1	1		
	20			1			1	1		

(*) - The speaker module is also available in the basic version (351000), with appropriate front covers.

NOTE: The double push-button row solution makes it possible to install systems with up to 20 call push-buttons using only one flush mounted box.

Digital call audio composition with display module 352500 and keypad 353000

		FLUSH MOUNTED BOXES		FRAME + SURROUND PLATE		ELECTRONIC MODULES			
									
		350020	350030	35022..	35023..	351100	352500	353000	
without keypad		1		1		1	1		
with keypad			1		1	1	1	1	


NOTE: The display module item 352500 provides storage for up to 4000 residents names.



2-WIRE SYSTEM

AUDIO + PUSH-BUTTON CALL FRONT COVERS

8 push-buttons



352100	35110..	35111..	35112..	35203..	35204..	35114..	35118..	35216..	35218..
		1							
			1						
	1			1					
	1				1				
		1			1				
			1		1				
	1			1	1				
	1				2				
		1			2				
			1		2				
1							1		1
1							1		1
2	1							1	1
2	1							1	1
2	1								2
2	1								2
2						1			2
2						1			2
2							1		2
2							1		2

FRONT COVERS



35110..	35250..	35300..
1	1	
1	1	1

KEYPAD
COLOUR RANGE

Replace the dots in the item code with the number corresponding to the desired colour



1. Allmetal



2. Allwhite



3. Allstreet











! WARNING

- Add to the system composition any configurators needed.
- As an alternative to using the flush mount boxes indicated, installation is also possible using wall mount boxes with rainshield, available in different modularities (see catalogue).
- One to nine module rainshields are available on request (see catalogue).
- The shown compositions are examples. It is however possible to install compositions with push-buttons on single or double rows depending on needs.

2-WIRE SYSTEM

SFERA ROBUR AUDIO








Example compositions with speaker module, item 351100

		FLUSH MOUNTED BOXES WITH TEARING PROTECTION			SUPPORT FRAME			ELECTRONIC MODULES				
								 Speaker module (*)	 4 push-buttons	 8 push-buttons		
PUSH-BUTTONS ON SINGLE ROW	No. of calls	350110	350120	350130	350315	350325	350335	351100	352000	352100	351105	
	1	1			1			1				
	2	1			1			1				
	3		1			1		1	1		1	
	4		1			1		1	1		1	
	5		1			1		1	1			
	6		1			1		1	1			
	7			1			1	1	2		1	
	8			1			1	1	2		1	
	9			1			1	1	2			
	10			1			1	1	2			
PUSH-BUTTONS ON DOUBLE ROW	11		1			1		1		1		
	12		1			1		1		1		
	13			1			1	1		2	1	
	14			1			1	1		2	1	
	15			1			1	1		2	1	
	16			1			1	1		2	1	
	17			1			1	1		2		
	18			1			1	1		2		
	19			1			1	1		2		
	20			1			1	1		2		

(*) -The speaker module is also available in the basic version [351000], with appropriate front covers.

NOTE: The double push-button row solution makes it possible to install systems with up to 20 call push-buttons using only one flush mounted box.

Digital call audio composition with display module 352500 and keypad 353000

		FLUSH MOUNTED BOX WITH TEARING PROTECTION		FRAME		ELECTRONIC MODULES			
						 Speaker module	 Display	 Keypad	
		350120	350130	350325	350335	351100	352500	353000	
without keypad		1		1		1	1		
with keypad			1		1	1	1	1	

NOTE: The display module item 352500 provides storage for up to 4000 residents names.



AUDIO + PUSH-BUTTON CALL FRONT COVERS								SURROUND PLATE		
351115	351125	352035	352045	351145	351185	352165	352185	350415	350425	350435
1								1		
	1							1		
		1							1	
			1						1	
1			1						1	
	1		1						1	
		1	1							1
			2							1
1			2							1
	1		2							1
					1		1		1	
					1		1		1	
						1	1			1
							2			1
							2			1
				1			2			1
				1			2			1
					1		2			1
					1		2			1

FRONT COVERS			SURROUND PLATE	
351105	352505	353005	350425	350435
1	1		1	
1	1	1		1









WARNING

- Add to the system composition any configurators needed.
- As an alternative to flush mount steel boxes with tearing protection, it is also possible to use plastic flush mount boxes, items 350010, 350020, and 350030.
- SFERA ROBUR can be wall mounted using the specific boxes with built-in rainshield, available in several modularities (see catalogue).
- One or nine module rainshields are available on request (see catalogue).
- The shown compositions are examples. It is however possible to install compositions with push-buttons on single or double rows depending on needs.

2-WIRE SYSTEM









SFERA NEW VIDEO

Example compositions with wide angle Night and Day camera module, item 352400

		FLUSH MOUNTED BOXES		FRAME + SURROUND PLATE		ELECTRONIC MODULES				
										
PUSH-BUTTONS ON SINGLE ROW	No. of calls	350020	350030	35022..	35023..	352400	351100	352000	352100	
	1	1		1		1	1			
	2	1		1		1	1			
	3		1		1	1	1	1		
	4		1		1	1	1	1		
	5		1		1	1	1	1		
	6		1		1	1	1	1		
PUSH-BUTTONS ON DOUBLE ROW	7		1		1	1	1		1	
	8		1		1	1	1		1	
	9		1		1	1	1		1	
	10		1		1	1	1		1	
	11		1		1	1	1		1	
	12		1		1	1	1		1	
	13	2		2		1	1		2	
	14	2		2		1	1		2	
	15	2		2		1	1		2	
	16	2		2		1	1		2	
	17	2		2		1	1		2	
	18	2		2		1	1		2	
	19	2		2		1	1		2	
	20	2		2		1	1		2	

NOTE: For the connection of modules installed side by side, cable item 354000 (L=620 mm) must be used

Digital call video composition with display module 352500 and keypad 353000











		FLUSH MOUNTED BOXES		FRAME + SURROUND PLATE		ELECTRONIC MODULES				
										
		350030	350010	35023..	35021..	352400	351100	352500	353000	
without keypad		1		1		1	1	1		
with keypad		1	1	1	1	1	1	1	1	

NOTE: The display module item 352500 provides storage for up to 4000 residents names.



2-WIRE SYSTEM

CAMERA + AUDIO PUSH-BUTTON FRONT COVERS

										
	35240..	35110..	35111..	35112..	35203..	35204..	35114..	35118..	35216..	35218..
	1		1							
	1			1						
	1	1			1					
	1	1				1				
	1			1	1					
	1			1		1				
	1	1								1
	1	1								1
	1						1			1
	1						1			1
	1							1		1
	1	1							1	1
	1	1							1	1
	1	1								2
	1	1								2
	1						1			2
	1						1			2
	1							1		2
	1							1		2

**KEYPAD
COLOUR RANGE**

Replace the dots in the item code with the number corresponding to the desired colour







1. Allmetal 2. Allwhite 3. Allstreet


WARNING

- Add to the system composition any configurators needed (software configuration using TiSferaDesign recommended).
- As an alternative to using the flush mount boxes indicated, installation is also possible using wall mount boxes with rainshield, available in different modularities (see catalogue).
- One or nine module rainshields are available on request (see catalogue).
- The shown compositions are examples. It is however possible to install compositions with push-buttons on single or double rows depending on needs.











FRONT COVERS

				
	35240..	35110..	35250..	35300..
	1	1	1	
	1	1	1	1

2-WIRE SYSTEM









SFERA ROBUR VIDEO

Example compositions with wide angle Night and Day camera module, item 352400

		FLUSH MOUNTED BOXES WITH TEARING PROTECTION		SUPPORT FRAME		ELECTRONIC MODULES					
											
PUSH-BUTTONS ON SINGLE ROW	No. of calls	350120	350130	350325	350335	352400	351100	352000	352100	352405	351105
	1	1		1		1	1			1	
	2	1		1		1	1			1	
	3		1		1	1	1	1		1	1
	4		1		1	1	1	1		1	1
	5		1		1	1	1	1		1	
	6		1		1	1	1	1		1	
PUSH-BUTTONS ON DOUBLE ROW	7		1		1	1	1		1	1	1
	8		1		1	1	1		1	1	1
	9		1		1	1	1		1	1	
	10		1		1	1	1		1	1	
	11		1		1	1	1		1	1	
	12		1		1	1	1		1	1	
	13	2		2		1	1		2	1	1
	14	2		2		1	1		2	1	1
	15	2		2		1	1		2	1	1
	16	2		2		1	1		2	1	1
	17	2		2		1	1		2	1	
	18	2		2		1	1		2	1	
	19	2		2		1	1		2	1	
	20	2		2		1	1		2	1	

NOTE: For the connection of modules installed side by side, cable item 354000 (L=620 mm) must be used

Digital call video composition with display module 352500 and keypad 353000

	FLUSH MOUNTED BOX		FRAME		ELECTRONIC MODULES			
								
	350130	350110	350335	350315	352400	351100	352500	353000
without keypad	1		1		1	1	1	
with keypad	1	1	1	1	1	1	1	1

NOTE: The display module item 352500 provides storage for up to 4000 residents names.



2-WIRE SYSTEM

CAMERA + AUDIO PUSH-BUTTON FRONT COVERS								SURROUND PLATE	
351115	351125	352035	352045	351145	351185	352165	352185	350425	350435
1								1	
	1							1	
		1							1
			1						1
	1	1							1
	1		1						1
							1		1
							1		1
				1			1		1
				1			1		1
					1		1		1
					1		1		1
						1	1	2	
						1	1	2	
							2	2	
							2	2	
				1			2	2	
				1			2	2	
					1		2	2	
					1		2	2	

FRONT COVERS				SURROUND PLATE	
352405	351105	352505	353005	350435	350415
1	1	1		1	
1	1	1	1	1	1

WARNING

- Add to the system composition any configurators needed (software configuration using TiSferaDesign recommended).
- As an alternative to flush mount steel boxes with tearing protection, it is also possible to use plastic flush mount boxes, items 350020 - 350030.
- SFERA ROBUR can be wall mounted using the specific boxes with built-in rainshield, available in several modularities (see catalogue).
- One or nine module rainshields are available on request (see catalogue).
- The shown compositions are examples. It is however possible to install compositions with push-buttons on single or double rows depending on needs.

LINEA 3000 entrance panel

ONE entrance panel for every NEED

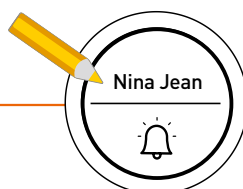
LINEA 3000 can be configured for both single-dwelling and dual residency homes.



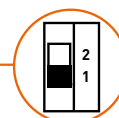
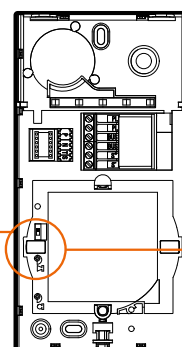
SINGLE DWELLING HOME



Write the name on
the single-residency
nameplate label
(supplied with the
product).



Set the internal micro-switch
on position 1.



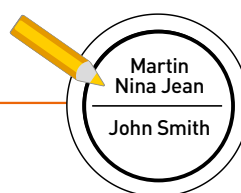
DUAL RESIDENCY



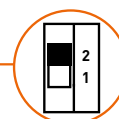
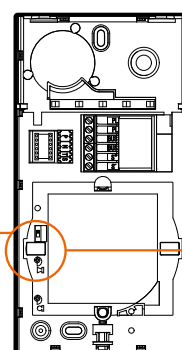
Replace the
nameplate label with
the dual-residency
one (supplied with
the product).



Write the names
on the two family
nameplate label.



Set the internal micro-switch
on position 2.

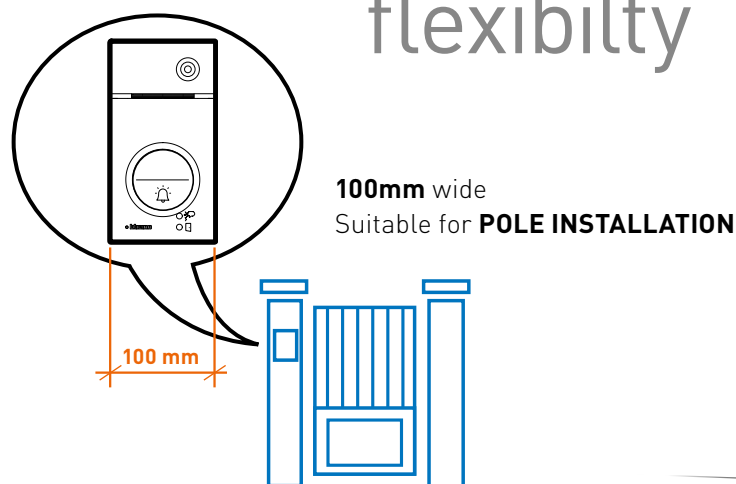


LINEA 3000 is included in the new professional kits

For single-dwelling house installation, only one kit
has to be purchased.

For dual-residency house installation, one kit has to
be purchased + an additional 2-wire internal unit.
(Refer to 2-wire system internal units range).

HIGH installation flexibility



LINEA 3000 is sold for wall mount installation but with the dedicated **(350020 + 343061) ACCESSORIES** (to be purchased separately), you can use the entrance panel for **FLUSH MOUNT INSTALLATION**.



Ideal for renovations, you can reuse the existing flush mounted box.
Same two Modules Tersystem and SFERA flush mounting box.

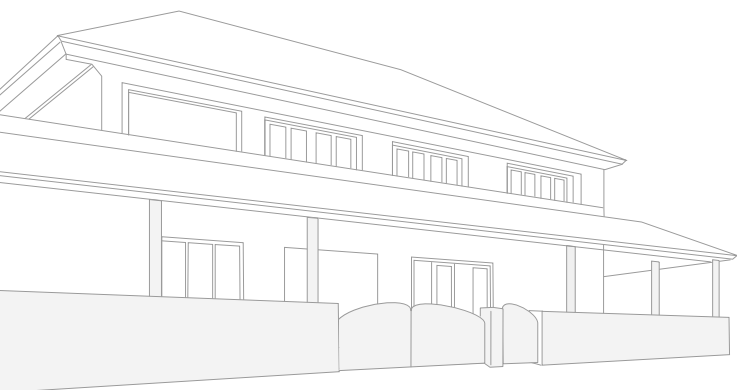
LINEA 3000 can be wall mounted with the dedicated **(343051) RAINSHIELD ACCESSORY** (to be purchased separately).



LINEA 3000 entrance panel

The **NEW** entrance panels range
dedicated to **SINGLE DWELLING HOUSES**

HIGH LEVEL APPLICATIONS



branded
quality



refined
detailing

Modern aesthetics
feeling of quality



floating
effect



hidden
technology



high relevance
on interaction

robustness
Zamak finishes



Weatherproof
(IP54) protection rating



Robustness
(IK10) protection rating

Unique DESIGN and robust PERCEPTION

Same look and ergonomics for all available versions



LINEA 3000
video

343081



LINEA 3000
audio

343071

Advanced FUNCTIONS

Wide angle camera

Horizontal and vertical wide viewing field.
Easy-to-use.



Door lock release


Door lock release with coloured badges or clear discs.
Additional safety and comfort for all the residents.



2-WIRE SYSTEM

ENTRANCE PANEL

LINEA 3000



Pack	Item	LINEA 3000 Video entrance panel
1	343081	Wall mounted 2-wire video push-button panel with Zamak front cover and wide angle colour camera. Fitted with white LED for lighting of the shooting field in low light conditions. Can be set up for single-dwelling or dual residency installation. It provides the possibility of opening an electrical door lock connected directly to clamps S+ and S- (18V 4A impulsive, 250mA holding current, 300hm max). White LED backlight name plate. Protection degree IP54 – protection against mechanical impact IK10.
1	343071	LINEA 3000 Audio entrance panel Wall mounted 2-wire push-button panel with Zamak front cover. Can be set up for single-dwelling or dual residency installation. It provides the possibility of opening an electrical door lock connected directly to clamps S+ and S- (18V 4A impulsive, 250mA holding current, 300hm max). White LED backlight name plate. Protection degree IP54 – protection against mechanical impact IK10.

Pack	Item	LINEA 3000 Rainshield accessory
1	343051	Rainshield roof accessory for Linea 3000 (343071 – 343081 – 343091) entrance panels - to be purchased separately.
1	343061	LINEA 3000 Flush mounting accessory + plastic box Flush mounting frame accessory for Linea 3000 (343071 – 343081 – 343091) entrance panels - to be purchased separately.
1	350020	Plastic box suitable for the flush mounting installation of Linea 3000 entrance panels (343071 – 343081 – 343091) together with the specific frame accessory 343061 - to be purchased separately.

ENTRANCE PANEL

LINEA 100



2-WIRE SYSTEM



343101



343102



343100



Pack	Item	Push-buttons audio entrance panel
1	343101	2-wire audio push-button panel with 4 call push-buttons for wall mounted installation. Fitted with rainshield and internal contact (C - NO - NC) for the connection of an electrical door lock or external actuator (for the power supply to the electrical door lock allow for the installation of auxiliary transformer item 336482). Connections (PL) for a local door lock release push-button.
1	343102	2-wire audio push-button panel with eight call push-buttons for wall mounted installation. Fitted with rainshield and internal contact (C - NO - NC) for the connection of an electrical door lock or external actuator (for the power supply to the electrical door lock allow for the installation of auxiliary transformer item 336482). Connections (PL) for a local door lock release push-button.

Pack	Item	Digital call audio entrance panel
1	343100	2-wire audio digital call push-button panel for wall mounted installation. The device consists of a push-button panel with 16 keys and a digital display showing the operating status. Using previously saved numerical (SCS addresses) or alphanumeric (logical addresses) codes, it is possible to call the internal units, and for the residents to release the door lock using a dedicated numerical code. The push-button panel manages up to 4000 internal unit addresses (from 0 to 3999), as well as the direct call to the 2-wire switchboard. It's fitted with rainshield and internal contact (C - NO - NC) for the connection of an electrical door lock or external actuator (for the power supply to the electrical door lock allow for the installation of auxiliary transformer item 336482). Connections (PL) for a local door lock release push-button.

ENTRANCE PANEL

LINEA 300



308001
308011



308002
308012



308003
308013



308004
308014



308022



Pack	Item	Aluminium finish push-button panel
1	308001	Monobloc vandal-resistant 2-wire video push-button panel for two and four calls with aluminium finish. The item code includes: flush mount box, frame, colour video and audio electronic module, pre-wired push-button module/s. Pre-setting for the mounting of transponder reader or key switch. Backlit call keys. Visual and sound notifications of the communication status for: call active, system busy, door lock status
1	308002	As item 308001 but for up to eight calls.
1	308003	As item 308001 but for up to twelve calls.
1	308004	As item 308001 but for up to 20 calls.
1	308005	As item 308001 but for up to 32 calls.
Wall mounted boxes		
1	308021	Wall mount box for push-button panels, items 308001-308011
1	308022	Wall mount box for push-button panels, items 308002-308012
1	308023	Wall mount box for push-button panels, items 308003-308013
1	308024	Wall mount box for push-button panels, items 308004-308014
1	308025	Wall mount box for push-button panels, items 308005-308015

Pack	Item	Stainless steel finish push-button panel
1	308011	Monobloc vandal-resistant 2-wire video push-button panel for two and four calls with stainless steel finish. The item code includes: flush mount box, frame, colour video and audio electronic module, pre-wired push-button module/s. Pre-setting for the mounting of transponder reader or key switch. Backlit call keys. Visual and sound notifications of the communication status for: call active, system busy, door lock status
1	308012	As item 308011 but for up to eight calls.
1	308013	As item 308011 but for up to twelve calls.
1	308014	As item 308011 but for up to 20 calls.
1	308015	As item 308011 but for up to 32 calls.



2-WIRE SYSTEM



308040



308026

Pack	Item	Digital call entrance panel
1	308040	Monobloc vandal-resistant 2-wire digital call video push-button panel (in stainless steel), flush mount or wall mount installation (with specific box item 308026 sold separately). The item includes: flush mount vandal-resistant steel box, audio and video module with wide angle colour camera, integrated graphic display, and alphanumeric keypad for direct apartment call, fast address book search, and door lock release using a code. Pre-setting for the installation of a T25 Vigik reader, or a key switch. Backlit display and BLUE keys. It is possible to store up to 4000 residents names. Visual, sound, or control speech synthesis communication status notification, for example: call active, system busy, door lock status. Direct control of an electric door lock 18V-4A impulsive, 250mA holding current (300Ohm max). System power supply cuts do NOT cause the loss of memory data. Selectable display menu languages are: Italian, English and French. The device can be configured physically or using a PC with the specific software, which can be downloaded free of charge from www.homesystems-legrandgroup.com
1	308026	Wall mounted box for digital call entrance panel 308040.



Internal

UNITS RANGE

CLASSE 300

CLASSE 100

SPRINT L2



2-WIRE SYSTEM

INTERNAL UNITS

Overview and features

Classe 300X13E



Classe 300V13M



Classe 300V13E



Classe 100V12E



Audio

Colour video



Handsfree



Finishes / Colours

Light finish
Dark finish

Light
finish

Light finish
Dark finish

White

Display

LCD
Touchscreen 7"

LCD
Touchscreen 7"

LCD
Touchscreen 7"

LCD
4.3"

Memory function



Call redirection on smartphone



Energy consumption display function

Door lock release



Staircase light control



Scrolling EP activation



Intercom (1)



Inductive loop (2)



Professional studio function



Note / message function



Type of installation

Wall mounted
Table-top
installation

Wall mounted
Table-top
installation

Wall mounted
Table-top
installation

Wall mounted
Flush mounted
Table-top install

(1) The intercom function allows for up to 3-minute communication between and among video door entry systems in the same apartment/different apartments.

(2) Enable use by visually/hearing impaired with (T) selector.

2-WIRE SYSTEM
INTERNAL UNITS
CLASSE 300



CLASSE 300X13E
MODERN
CONNECTED
SIMPLE

The Bticino 2-wire technology has the advantage of adding more functions and extra services

CLASSE 300X13E is the new connected internal video unit which combines modernity and innovation, via the communication between smartphone and internal video unit. The integrated Wi-Fi connectivity allows connection with your smartphone and by using the

dedicated App, you can manage the video door entry calls in an innovative and functional way.

Featuring a wide 7" Touchscreen display, it is ideal for all clients who care about technology and innovation.

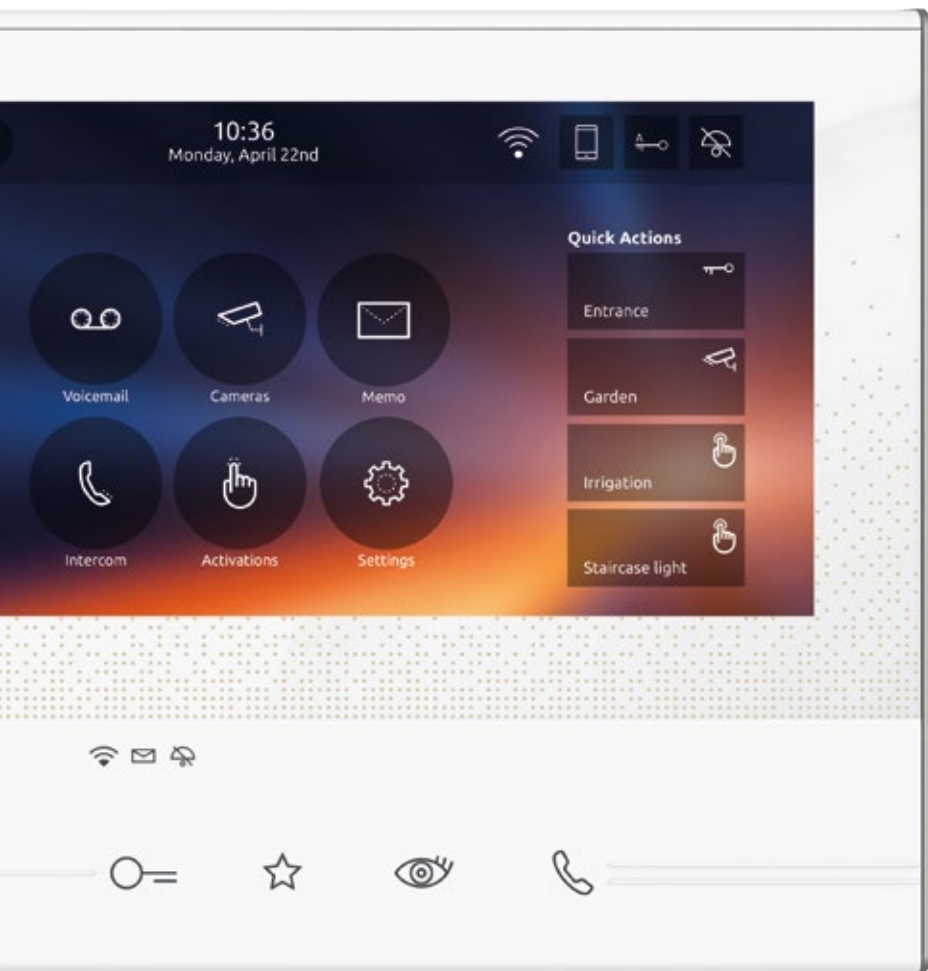


Always in contact with your home

The possibility of managing the different functions using a smartphone is added to the installation simplicity offered by the CLASSE 300X13E.

Both inside and outside the home you will be able to manage calls, open the gate, activate the camera or operate the timed garden lights... Everything with a simple touch.

2-WIRE SYSTEM INTERNAL UNITS CLASSE 300



2-wire standard installation

With the integrated Wi-Fi connectivity, the Classe 300X13E does not require work on the walls and follows the **same installation rules** as a “normal” 2-wire internal video unit.



THE ADVANTAGES

CLASSE 300 Wi-Fi
DOES NOT CHANGE THE
INSTALLATION RULES



2-WIRE SYSTEM

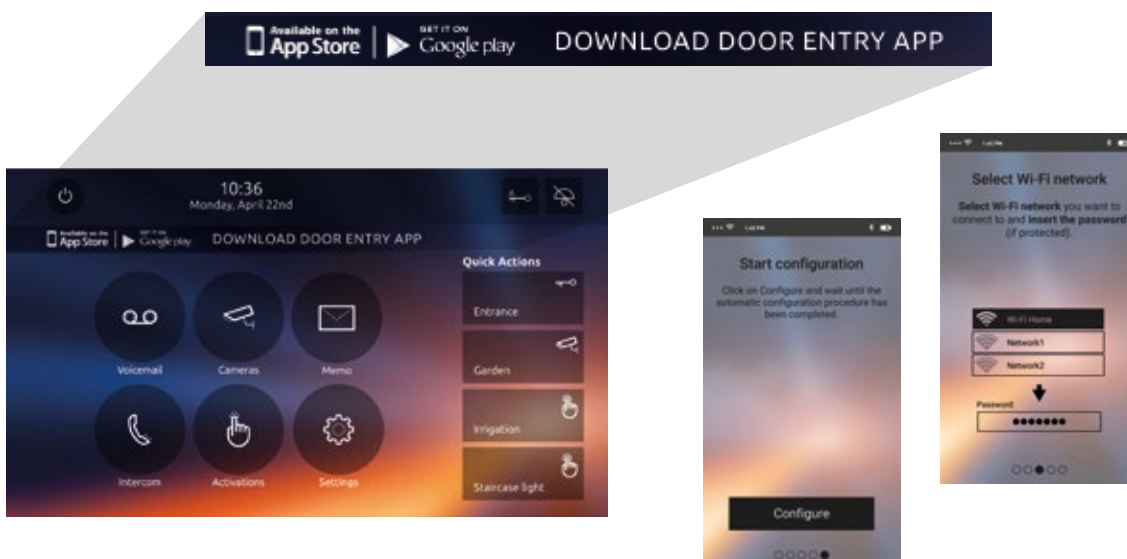
With no complex configuring, the Classe 300 Wi-Fi keeps wiring simple. Everything stays the same due to the Wi-Fi technology integrated in the internal video unit.



Simple and intuitive configuration

The configuration requires no IT skills. You must only configure the classic 2-wire system parameters (entrance panel and internal unit SCS addresses, etc.). Your customer manages all the configurations

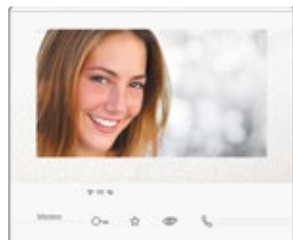
of the Wi-Fi network and the App independently and intuitively. If necessary, exhaustive information is available online.



2-WIRE SYSTEM

INTERNAL UNITS

CLASSE 300



344642



344643



Pack	Item	CLASSE 300X13E Connected internal video units
1	344642	2-wire/Wi-Fi handsfree internal video unit with inductive loop, 7" Touchscreen LCD display and video door entry answering machine with call audio/video memory – light finish. It has capacitive keys for the control of the main video door entry functions: door lock release, handsfree connection, entrance panel activation /camera scrolling and favourite key (can be configured to activate the quick actions most frequently used - eg: staircase lights control, Intercom, additional activations). Tactile guide for easy access to door lock and handsfree capacitive connection keys. LEDs used for: call exclusion, notification of messages from switchboard and note. Access to adjustments and functions using the touch display. NOTE: function - for writing using the keypad, or for voice recording of messages and/or notes for the other residents of the apartment (e.g.: call plumber, do the shopping, etc.). Possibility of voice communication with the switchboard - if present in the system - after a specific call. The device must be configured by physically connecting the configurators, or using the menu, which will give better possibilities of customisation of associated functions and texts. Due to the Wi-Fi connection, you can associate the internal video unit to the Door Entry App (available for Android and iOS). You can manage the main internal video unit functions (receiving calls, opening the door lock, activating the entrance panel/cycling and extra activations).
1	344643	As item 344642, but dark finish.



DOOR ENTRY APP DESIGNED FOR THE FINAL USER



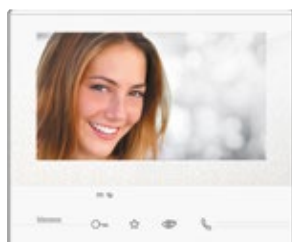
GET IT ON
Google play

Available on the
App Store

DOOR ENTRY is the App which lets you, using your smartphone, manage the internal video unit calls locally and remotely. With a simple touch open the gate, activate the cameras and switch the garden timed lights on. Configuring the App needs just a few steps and, due to the BTicino Cloud, the remote connection is totally automated and managed with the maximum level of security.



2-WIRE SYSTEM



344612



344613



346020



344632

Pack	Item	CLASSE 300V13E internal video units
1	344612	2-wire handsfree internal video unit with inductive loop and 7" colour Touchscreen LCD display – light finish. It has touch sensitive keys for the control of the main video door entry functions: door lock release, handsfree connection, entrance panel/scrolling activation and favorite key (can be configured to activate the quick actions most frequently used - eg: staircase lights control, intercom, additional activations). Tactile guide for easy access to door lock and handsfree capacitive connection keys. LEDs used for: call exclusion, notification of messages from switchboard and memo. Access to adjustments and functions using the touch display. NOTE function - for writing using the keypad, or for voice recording of messages and/or notes for the other residents of the apartment (e.g.: call plumber, do the shopping, etc.). The device must be configured by physically connecting the configurators, or using the menu, which will give better possibilities of customisation of associated functions and texts. 16 different ringtones available. Wall mount installation using the bracket supplied and table-top installation (with support 344632) to be purchased separately.
1	344613	As item 344612, but dark finish.

2-DIN additional power supply

1	346020	Additional 2-DIN power supply to be used to locally supply all Classe 300 internal video units in multi-family systems.
---	--------	---

Accessories for table top installation

1	344632	Accessory support for the table top installation of all the Classe 300 range internal units.
---	--------	--

2-WIRE SYSTEM

INTERNAL UNITS

CLASSE 100



344522



344602



344502

Pack	Item	CLASSE 100V12E handsfree internal video unit
1	344522	2-wire handsfree colour internal video unit with inductive loop, pre-set for different types of installations, depending on the accessories used: wall mount, flush mount, table mount, with side-by-side handset, and tilted, both when wall mounted and when flush mounted. It has a 4.3" (16:9) colour LCD display. Keys available: entrance panel/scrolling activation, door lock release, staircase lights control, handsfree connection and four configurable keys. Depending on the configurators connected to (M), the four configurable keys will perform different functions (e.g. Intercom, additional door lock activation, generic activations). LEDs used for: call exclusion, door status, connection with the entrance panel. Possibility of audio and ringtone volume adjustment (with call exclusion), as well as display colour, brightness, and contrast adjustment, using the appropriate rocker keys, after accessing the menu using the dedicated keys. 16 different ringtones available for wall mount installation, the bracket supplied must be used. For all other types of installation, the appropriate accessories must be purchased separately. The device must be configured.
1	344602	CLASSE 100X12B handsfree internal video unit 2-wire handsfree colour internal video unit with inductive loop, pre-set for different types of installations, depending on the accessories used: wall mount, flush mount, table mount, with side-by-side handset, and tilted, both when wall mounted and when flush mounted. The device, appropriately integrated with an Energy Management system, provides graphic display of consumptions. The devices has a function for storing messages from a 2-wire switchboard. LEDs used for: call exclusion, door status, connection with the entrance panel, and new message notification. Possibility of audio and ringtone volume adjustment (with call exclusion), as well as display colour, brightness, and contrast adjustment, using the appropriate rocker keys, after accessing the menu using the dedicated keys. 16 different ringtones available for wall mount installation, the bracket supplied must be used. For all other types of installation, the appropriate accessories must be purchased separately. The device must be configured.
1	344502	CLASSE 100V12B handsfree internal video unit 2-wire handsfree colour internal video unit for wall mount or table-top installation (with specific support to be purchased separately). It has a 3.5" colour LCD display. Keys available: entrance panel/scrolling activation, door lock release, staircase lights control and handsfree connection. LEDs used for: call exclusion, door status, connection with the entrance panel. Independent adjustment for: bell volume (with call exclusion), loudspeaker volume, brightness and colour of the display. 16 different ringtones available. For wall mount installation, the bracket supplied must be used. The device must be configured.
1	344512	As above but including Inductive loop.

CLASSE 100V12E

The solution that ensures maximum installation and functional flexibility.



CLASSE 100 X12B

The solution that also provides monitoring of energy consumptions.




CLASSE 100 V12B

The ideal solution for specifications: simple, compact, essential.





2-WIRE SYSTEM



Pack	Item	
1	344252	CLASSE 100A12B handsfree internal audio unit 2-wire handsfree internal unit for wall mount or table-top installation (with specific support to be purchased separately). Keys available: entrance panel/scrolling activation, door lock release, staircase lights control and handsfree connection. LEDs used for: call exclusion, door status, connection with the entrance panel. Independent adjustment for: bell volume (with call exclusion) and loudspeaker volume. 16 different ringtones available. For wall mount installation, the bracket supplied must be used. The device must be configured.
1	344262	CLASSE 100A12C handset internal audio unit 2-wire internal unit with handset for wall mount or table-top installation (with specific support to be purchased separately). Keys available: entrance panel/scrolling activation, door lock release and staircase lights control. LEDs used for: call exclusion, door status, connection with the entrance panel. Bell volume adjustment (with call exclusion) using the appropriate selector. 16 different ringtones available for wall mount installation, the bracket supplied must be used. The device must be configured.
1	344272	CLASSE 100A12M handset internal audio unit 2-wire internal unit with handset for wall mount or table-top installation (with specific support to be purchased separately). Keys available: auto-switching on / cycling, door lock release, staircase lights control and four configurable keys. Depending on the configurators connected to (M), the four configurable keys will perform different functions (e.g. Intercom, additional door lock activation, generic activations). LEDs used for: call exclusion, door status, connection with the entrance panel. Bell volume adjustment (with call exclusion) using the appropriate selector. 16 different ringtones available for wall mount installation, the bracket supplied must be used. The device must be configured.
1	344552	Accessories for table support and cable Accessory device for the table-top installation of all CLASSE 100 internal units and internal video units.
1	344582	Handset accessory Accessory device for the wall mounted or table-top installation with handset at the side (support to be purchased separately) for CLASSE 100V12E (344522), and CLASSE 100X12B (344602) internal video units. With this type of installation, the device can be used to communicate in both ways: using the handset or in handsfree mode. The accessory includes the basic support for the housing and the wall mounting of the internal video unit and the integrated audio handset. No. 2 supports 344552 are required for table top installation - to be purchased separately.

CLASSE 100 A12B

The audio solution with handsfree advantages



CLASSE 100 A12C CLASSE 100 A12M

The audio solution with handset



INTERNAL UNIT CATALOGUE

MyHOME Screen 10



067228



067219

Item	MyHOME screen 10
067228	Touchscreen control terminal with LCD 16/9 10" display and new graphic interface for wall mounted installation. Black finish. In addition to the video door entry and the CCTV functions, when integrated with MyHOME home automation systems it becomes an actual control terminal for the home. With the advanced graphic interface, it is possible to control and monitor all the home automation functions, as well as offering navigation by room. It manages multimedia contents (Ethernet, USB, SD Card), and the WEB Browser. Possibility of customising the backgrounds. Wall installation with flush mount box 506E. No finishing surround plate required.
067219	As item 067228, white.

AXOLUTE video station



349320

Item	AXOLUTE video station nighter and whice
349320	2-wire handsfree internal video unit for wall mounted installation in Nighter finish. With 8" colour LCD display, backlit capacitive keypad with soft touch controls and PC customisable OSD navigation icon menu for the management of the following MyHOME applications: video door entry system, temperature control, sound system, automation (scenarios) and anti-intrusion and multimediaity. In systems integrated with the sound system, the video station behaves as an amplifier, enabling playback of all audio/video sources connected to the system. Keys available: navigation, auto-switch on, door lock release, staircase lights, mute, handsfree/pager connection, and call exclusion. LED signalling for: call exclusion, door status, and connection. Firmware update/programming USB port. It can be integrated with MyHOME, also in combination with the Multimedia interface, item 3465 - (in this case, allow for a local video door entry system power supply). Suitable for wall mounted installation using the special bracket (supplied as standard). It can be configured using physical configurators or the TiNighterandWhiceStation programming and configuration software (supplied as standard).

INTERNAL UNITS

Porter switchboards



2-WIRE SYSTEM



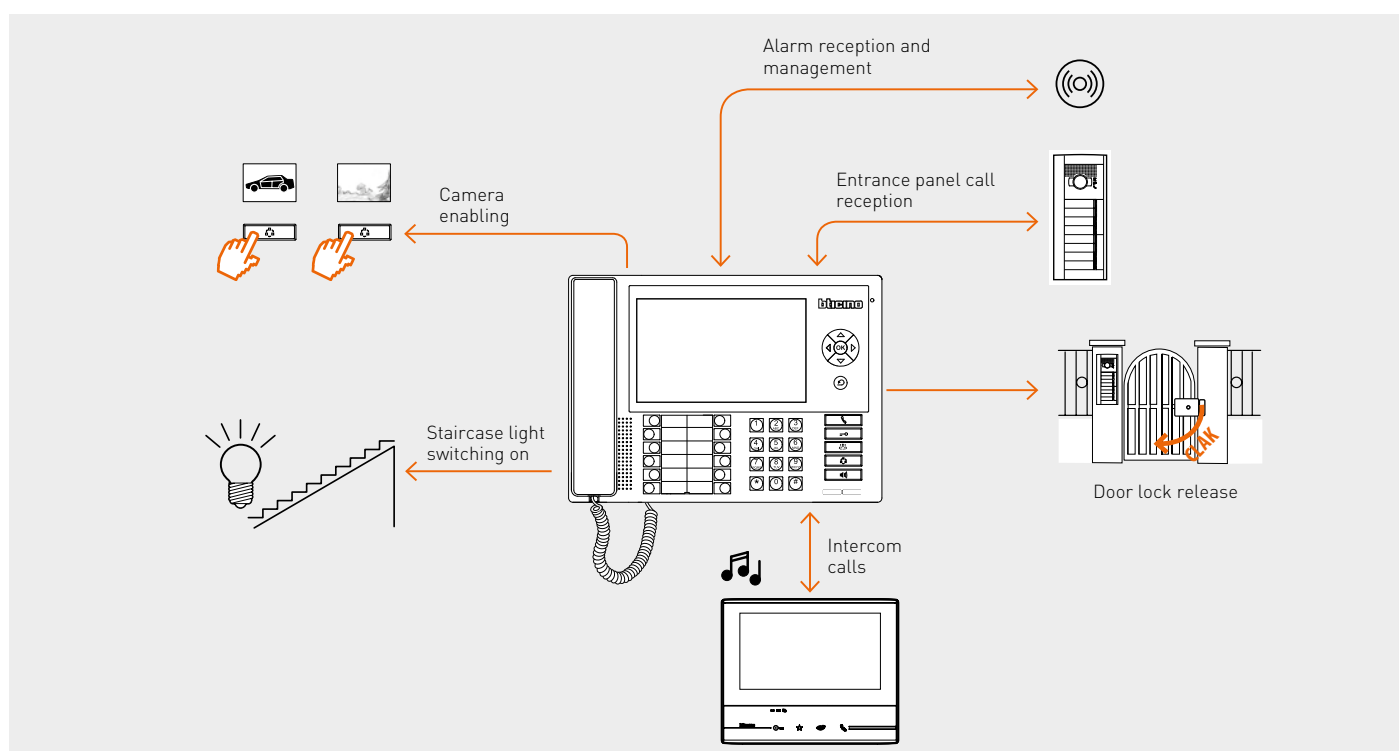
346310



346300

Pack	Item	Switchboard and accessories
1	346310	<p>Switchboard for 2-wire audio and video systems. Allows access to various services (video door entry functions, door lock/staircase light management and apartment alarm monitoring) directly from the keypad or via the intuitive icon menu. The switchboard is supplied with an integrated table supporting frame and also features a 7" colour LCD display, receiver and speaker phone, dedicated keys for the main functions and keys which can be configured. The programming can be carried out directly from the device or via PC with TiSwitchBoardDevice software (supplied). The device can manage the phonics of the riser EP (i.e. wired downstream of interface 346851); it cannot however manage the apartment EP (i.e. wired downstream of interface 346850). The use of an additional power supply is recommended. It is possible to connect up to a max. of 16 switchboards (configured from 0 to 15).</p> <p>WARNING: the switchboard cannot be used in systems with 2-wire-IP interface 346890. The new hierarchical mode is available only with the entrance panels of the following series: Sfera New, Linea 100, Minisfera, Linea 300.</p>

Pack	Item	SoftSwitchboard software
1	346300	<p>Switchboard software for the management of audio and video door entry system calls. The software (Windows operating system compatible) can be installed on any desktop or laptop PC and gives the possibility of receiving, managing and transferring the calls from the entrance panel and the handset. It implements home video monitoring, with cyclical display of the cameras, night and day functions, and the possibility of displaying the alarms in the various apartments.</p> <ul style="list-style-type: none"> - Supported operating systems: Microsoft Windows XP Service Pack 2, Windows Vista and Windows 7. - Software required: NET Framework 3.5 or higher.



ENTRANCE PANEL CATALOGUE

SPRINT L2



344242


Pack	Item	SPRINT L2 audio handset
1	344242	2-wire audio handset (without the possibility of fitting with accessories) for audio systems and audio/video systems. Wall mount installation without the need of accessories. With door lock release key and auxiliary functions key (that can be configured). Ringtone volume adjustable on 3 levels. White colour.
1	344232	SPRINT L2 audio handset with floor call As above but with floor call.

SWING



344824

Pack	Item	SWING audio and video handsets
1	344824	2-wire video handset with colour 4" TFT monitor. Wall mount installation. With door lock release key and four programmable keys (0-1-2-3), which operating mode is set through appropriate configuration procedure. The ringtone volume can be adjusted, or the ringtone volume may be disabled. Conversation secrecy function, office function, and door lock release (signalling through appropriate LED). White colour. Wall mount bracket supplied as standard.





1 Simple and modern design

2 Ringtone volume, adjustable to three levels

3 Two push-buttons:
- door lock release
- available for applications (e.g. control of staircase lights)





System

ACCESSORIES

RANGE

2-WIRE SYSTEM

SYSTEM ACCESSORIES

Accessories



346000 SELV



346030 SELV



346040 SELV




F441







346850



346830



F441M

Pack	Item	Power supplies
1	346000  	Power supply for 2-wire audio and video systems in 8-DIN modular enclosure. Power supply 230V a.c. @ 50-60Hz. The output provides 27V d.c. continuous low voltage, with maximum current of 1.2A. It is electronically protected (without fuse) against overload and short circuit. It is a SELV double insulation safety device.
1	346030 	Mini power supply with integrated video adapter to make small 2-wire video systems (intercom). 2-DIN modular enclosure. Power supply 230V a.c. @ 50-60Hz. The output provides 27V d.c. continuous low voltage, with maximum current of 600mA and it is protected on the PRI side (with fuse) against overload and short circuit. It is a SELV double insulation safety device.
1	346020 	Additional power supply to be used to supply the set up entrance panels and internal units locally. 2-DIN modular enclosure. Power supply 230V a.c. @ 50-60Hz. The output provides 27V d.c. continuous low voltage, with maximum current of 600mA and it is protected on the PRI side (with fuse) against overload and short circuit. It is a SELV double insulation safety device.
1	346040	Power supply for 2-wire audio and video systems in 6-DIN modular enclosure. Power supply 110-240V a.c. @ 50-60Hz. The output provides 26V d.c. low voltage with maximum current of 600mA. It is electronically protected (without fuse) against overload and short circuit. It is a SELV double insulation safety device.

Pack	Item	Video mixers
1	346830	Video adapter in 2-DIN modular enclosure. Allows the connection to the 3-BUS system. Systems can be made with two video entrance panels and one riser and with one video entrance panel and two risers. The device must be coupled to the power supply of system 346000.
1	F441	Audio video node in 6-DIN modular enclosure set up with four input terminals and four output terminals. Can connect up to four source devices (entrance panels or cameras) in input and up to four 2-wire video risers in output. The device must be used with the system power supply 346000. It must be used as an alternative to the audio video adapter 346830.
1	F441M	Multi-channel matrix in 10-DIN modular enclosure. Set up for the connection of video entry system entrance panels, cameras and sound system sources in input and internal units and amplifiers in output. Four inputs are dedicated to entrance panels/cameras and four to the sound system sources. It can be used to create multi-channel sound systems. The device must be used with the system power supply 346000. In the systems it replaces the video adapter 346830 and the audio video node F441.
System interfaces		
1	346850	Apartment interface in 4-DIN modular enclosure. Can interface a dedicated apartment video door system with local CCTV, sound system and control of the Home automation applications to a 2-wire riser. The device must be configured using physical configurators.
1	346851	System expansion interface in 4-DIN modular enclosure. Can double the length of the entrance panel-internal unit line, create risers with independent sound and expand the performance of the apartment system. The device must be configured using physical configurators.



2-WIRE SYSTEM



346891



346230



346260



346841




347400



346870



346210



346200



346250



3499



354000

Pack	Item	Interfaces with other BTicino systems
1	346891	Mixed 2-wire/IP systems with a large number of devices, by creating an IP backbone with 2-wire risers. The device must be configured using physical configurators or using the software.
DIN actuators		
1	346210	Relay actuator in 2-DIN modular enclosure. Can switch on lights, open gates, repeat the call on bells (MOD=SLA) or control other devices from the internal video units. The device must be configured using physical configurators.
1	346230	Door lock relay actuator in 2-DIN modular enclosure. Can supply power and activate an electrical door lock. The device must be configured using physical configurators.
1	346260	Timed door lock relay actuator in 4-DIN modular enclosure. Can switch on lights, open gates or manage electro-magnetic door locks, timed door opening and door lock status (with NC contact). The device must be configured using physical configurators.
1	346200	Relay actuator with 4-DIN modular housing. It can be used for switching the lights on, opening the gates, repeating calls on bells (MOD=SLA), or for controlling other devices using the video handsets. The device must be configured using physical configurators.

Pack	Item	Devices in basic enclosure
1	346841	Floor shunt with four outputs. Can make 2-wire video door entry systems with star wiring distribution. The device automatically adapts the video signal. Its small size means it can also be placed inside the flush mounted box.
1	346833	Call to the floor interface. By connecting a traditional push-button, the following functions will be possible: general call to the floor, addressed call to the floor, staircase lights on, and door lock release (specific actuator needed) and association of the video image to the call to the floor. The device must be configured using physical configurators.
1	347400	Interface for the conversion of the coaxial signal into a 2-wire BUS signal. It can be used to connect to the BUS of the 2-wire video door entry system a camera with coaxial video output powered at 12V d.c., with maximum absorption 150mA and 1 Vpp video output (75Ohms). The device must be configured using physical configurators.
Wiring accessories		
1	346870	2-wire video amplifier. In video systems wired using non-twisted wires, where the distance between the entrance panels and the internal unit exceeds 50 metres, it enables increasing distance to up to 100 metres.
1	346250	Relay module for gate opening to be used with LINEA 2000, LINEA 3000, MINISFERA and SFERA push-button panels. Can open door locks (NOT managed by BUS) by means of the entrance panel.
5	3499	Line terminator. To be used to terminate the riser or apartment line, when the last installed device is not fitted with line closing micro switch.
1	354000	Flat cable for the connection of several SFERA NEW and SFERA ROBUR push-button modules. Length 620mm.

2-WIRE SYSTEM

SYSTEM ACCESSORIES

Accessories



Pack	Item	Universal speaker unit and expansion module
1	346991	The universal speaker unit can be used to install the 2-wire audio system in new or refurbished systems, where push-button panels of other manufacturers are present or required (mail boxes, patterned brass, compact sheet metal units, etc.), pre-set for a traditional speaker module (e.g. 2659N). The universal speaker unit has, as base, contacts for the connection of eight call keys; to make systems with more keys (up to 56 using the 346000 power supply and up to 24 with the 346010 power supply one or more key expansion modules must be used (one every eight push-buttons).
1	346992	Expansion module for connecting more than eight call keys to item 346991 - max. six modules (56 calls max.) with power supply 346000. Max. two modules (24 calls max.) with power supply 346010.
1	336904	Cable for systems Specific cable for 2-wire video door entry applications with two twisted conductors. It can be installed in underground piping, in accordance with standards (CEI 20-13 and CEI 20-14). It ensures the best performance in video systems (higher distance between EP and Handset when compared with other cables). 200m coil.

Pack	Item	Configurators (package of ten pieces)
10	3501/0	Configurator 0
10	3501/1	Configurator 1
10	3501/2	Configurator 2
10	3501/3	Configurator 3
10	3501/4	Configurator 4
10	3501/5	Configurator 5
10	3501/6	Configurator 6
10	3501/7	Configurator 7
10	3501/8	Configurator 8
10	3501/9	Configurator 9
10	3501/JMP	Configurator JMP
1	3501K	Configurator kit Configurator kit consisting of: 10 x pieces for each type of configurator from 0 to 9 2 x blue removable 8-clamp connectors 2 x green removable 2-clamp connectors 1 x configurator connection tool (3502) 1 x plastic screwdriver



2-WIRE SYSTEM

Transponder keys and programmer



348200



348201



348202



348203



348204



348205



348206



348207



348402

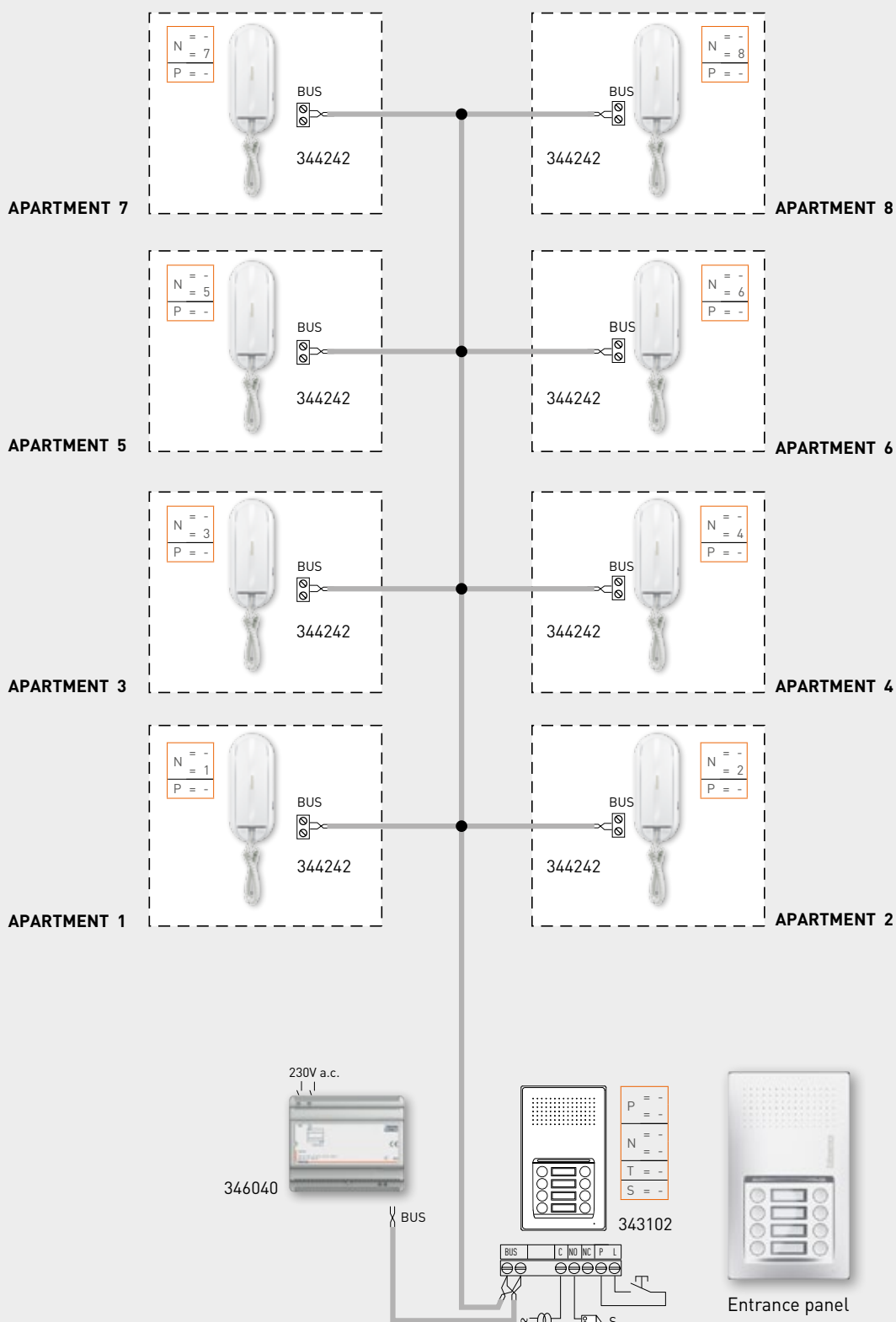
Pack	Item	Transponder keys and programmer
10	348200	Black transponder key
10	348201	Red transponder key
10	348202	Green transponder key
10	348203	Blue transponder key
10	348204	Orange transponder key
10	348205	Grey transponder key
10	348206	Yellow transponder key
10	348207	White transponder key
1	348402	Table-top transponder key programmer

2-WIRE SYSTEM

WIRING DIAGRAM EXAMPLES

Audio system

EXAMPLE OF MULTI-DWELLING AUDIO SYSTEM

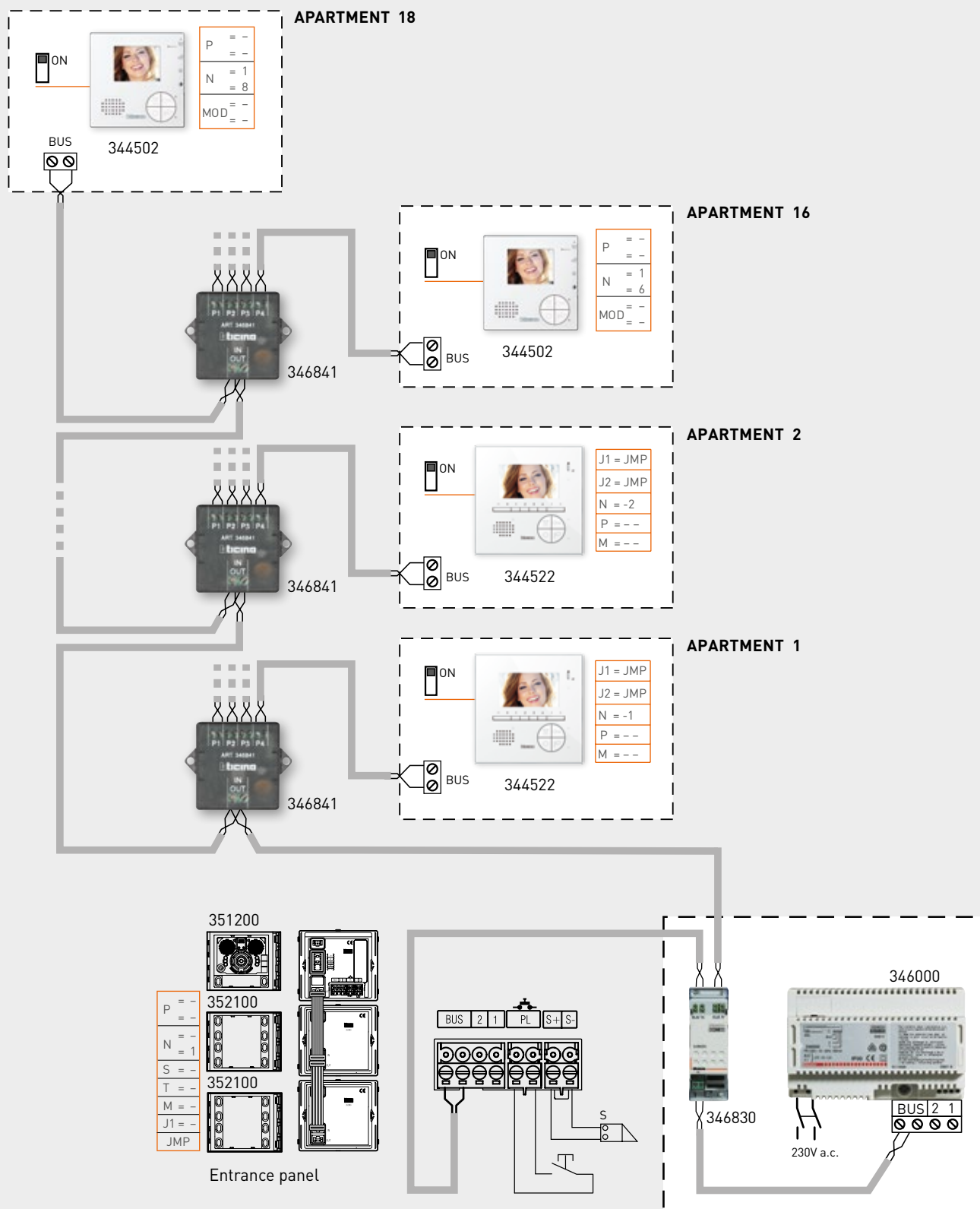




2-WIRE SYSTEM

Video system

EXAMPLE OF MULTI-DWELLING VIDEO SYSTEM



D45

THE HIGH- PERFORMANCE SYSTEM

- Security monitoring system with digital BUS technologies
- High efficiency system and quick installation for both backbone and riser devices through the use of cat.5e UTP cables and RJ45 connections
- Call, doorbell, conversation, monitor, unlock, network and alarm functions

INSTALLATION OF UP TO:

4000

Apartments

800

Handsets
per riser

80

Entrance
panels per riser

16

Switchboards

100

Riser shunts

1km

Distance for
colour video
installation



Digital call
entrance panel



Audio Intercom



Switchboard operation as a comprehensive
alarm management device: alarm receipt,
recording and storage functions.

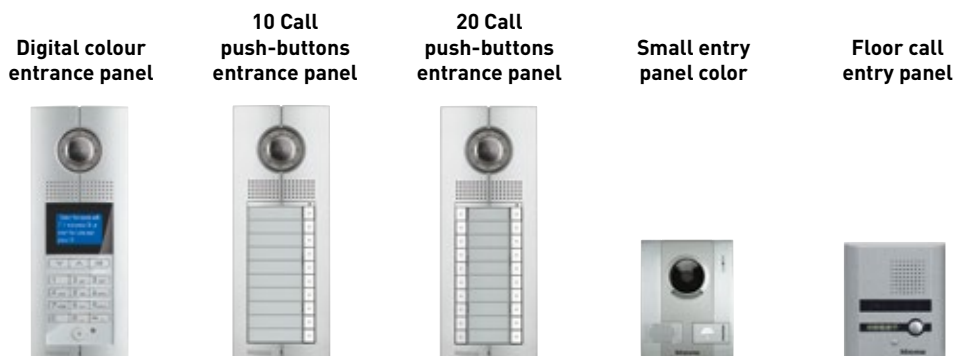
COMPLEXES WITH A LARGE NUMBER OF APARTMENTS

- Anti-tamper function on all indoor handsets
- Possibility to connect an additional camera to the switchboard
- Intercom between all the apartments of the riser
 - SOS push-button on all indoor handsets
 - Lift control function

THE MAIN DEVICES

ENTRANCE PANEL

Outdoor video push-button panel with camera can be used to call the video handsets and to activate the associated door lock. Available in various styles and installation models.



	Digital colour entrance panel	10 Call push-buttons entrance panel	20 Call push-buttons entrance panel	Small entry panel color	Floor call entry panel
Cat. no.	322011	322030	322031	322020	322021
Colour video	■	■	■	■	■
Finishes / Colours	Zamak	Zamak	Zamak	Aluminium	Plastic
Wall mounted installation				■	■
Flush mounted installation	■	■	■		
Push-button call		■	■	■	■
Digital call	■				
Door lock release with keypad	■				
Power supply	30V d.c.	30V d.c.	30V d.c.	12V d.c.	12V d.c.
Horizontal resolution camera	540 TV lines	540 TV lines	540 TV lines	420 TV lines	600 TV lines
Protection index	IP54	IP54	IP54	IP54	IP33
Protection index against mechanical impact	IK07	IK07	IK07	IK07	IK07
Max. number of calls	4000	10 up to 100 with additional push-button modules	20 up to 100 with additional push-button modules	1	1

VIDEO HANDSETS

Audio and video handsets for the foyer/entrance panel, can be used to manage the video door entry system and the home automation functions. These are available in various styles and installation models.

7/10" Touchscreen

Colour handsfree 7"

Colour handsfree 3.5"



Cat. no.	321071 / 321070	322050	321060
Colour video	■	■	■
Handsfree	■	■	■
Finishes / Colours	White finish Metal cover	White	White
Display	Touchscreen 7" / 10.2" 800x480	7" 480x234	3.5" 320x240
Memory function	■		
Slot SD Card	■		
Alarm management	■	■	
SOS function	■	■	
Door lock release	■	■	■
Scrolling EP activation	■	■	■
Intercom	■	■	■
Power supply	30V d.c.	30V d.c.	30V d.c.
Type of installation	Wall mount	Wall mount	Wall mount

D45 SYSTEM

ENTRANCE PANELS



322011



322030



322031



322032



322033



322020

Pack	Item	Digital call colour entrance panels
1	322011	Zamak digital call entrance panel with keyboard, LCD display and colour camera. Equipped with door lock release and burglar alarm notification. Configuration screen menu and software upgrade without the need to dismantle the device. Flush mount installation (flush mount box sold with the street panel). With addresses list.
1	322012	Nameplate module Zamak nameplate module to install at the side of the digital call entrance panel Item 322011 to insert the list of residents or customised messages. Easy insertion / replacement of nameplates. Flush mount installation (flush mount box supplied).
		Push-button call colour street panels Zamak push-button entrance panel with push-buttons colour camera. Flush mounting installation. (flush mount box supplied).
1	322030	With 10 call push-buttons.
1	322031	With 20 call push-buttons.

Pack	Item	Additional push-buttons module
1	322032	Additional Zamak push-button panel with push-buttons on single column. Easy insertion/replacement of nameplates. Flush mount installation (flush mount box supplied). With 16 call push-buttons.
1	322033	With 32 call push-buttons.
1	322020	Single call small video entrance panel Aluminium alloy single call small entrance panel to be installed in single-dwelling systems or as a private entrance panel in dual residency systems. Touch-sensitive push-button for calling indoor handsets and direct conversation. Double verified intercom calls. Surface mount.

Dimensions

MODEL NAME	ITEM	DIMENSIONS (mm)
Entrance panel with call address list	322011	325 x 125 x 44.5
Single call small video entrance panel	322020	141 x 108 x 31
10 Call push-buttons entrance panel	322030	325 x 125 x 63
20 Call push-buttons entrance panel	322031	325 x 125 x 63
16 Additional push-buttons panel	322032	325 x 125 x 44.5
32 Additional push-buttons panel	322033	325 x 125 x 44.5
Targa module	322012	325 x 125 x 44.5

INTERNAL UNITS


321070
321071


322050



321060



322040



323001

Pack	Item	Touchscreen handsfree internal units
1	321070	Complete door entry functions with alarm management. International standard SOS push-button, intercom function, programming device touchscreen functions. Digital photo frame and camera functions. Direct call to switchboard function. Six different default selectable ringtones (can be changed with your favourite music). Slot for SD CARD. Surge protection. Wall mounted.
1	321071	7" touchscreen internal video unit. 10" touchscreen internal video unit.
		For standard video door entry functions plus Intercom
		Equipped for standard video door entry functions plus intercom with other internal units, direct call to the switchboard, SOS push-button and possibility of direct connection with alarm sensors. 12 different ringtones. Wall mounted.
1	322050	Zamak push-button entrance panel with push-buttons colour camera. Flush mount installation. (flush mount box supplied). Handsfree slim colour internal unit with alarm function, with 7" TFT LED backlit screen (16/9 format).

Pack	Item	Handsfree colour internal units
1	321060	For standard video door entry functions plus direct call Handsfree colour internal unit with 3.5" TFT LED backlit screen. Equipped for standard video door entry functions plus direct call to the switchboard and entrance panel camera activation. 12 different ringtones. Wall mounted.
1	322040	Audio handset internal unit Handset audio internal unit, equipped for standard door entry system functions plus Intercom with other internal unit and direct call to the switchboard. Possibility to connect an external SOS call switch. Wall mounted.
1	323001	Switchboard Table-top switchboard unit with high resolution 7" LCD display with graphic icons. Able to communicate with internal units, entrance panels and other devices. Manages incoming calls and alarms. Possibility to save up to 1000 calls and alarms and to directly connect an external coax camera. Equipped with twelve shortcut push-buttons for direct access of calls and services.

Dimensions

MODEL NAME	59.256 mm	DIMENSIONS (mm)
3.5" Handsfree internal unit	321060	158 x 165 x 29
7" Touchscreen internal unit	321070	157 x 198 x 17
10" Touchscreen internal unit	321071	198 x 255 x 27
Audio handset internal unit	322040	141 x 91 x 34
7" handsfree internal unit with alarm	322050	175 x 260 x 23
Porter switchboard	323001	290 x 170 x 165

D45 SYSTEM

SYSTEM ACCESSORIES



323002



323003



323005



323009

Pack	Item	System accessories
1	323002	Floor shunt This is used to convert video signals on the BUS to transfer mode and then distribute them to the connected internal units. To be installed between floors. Each floor shunt can be connected to four internal units. DIN-rail installation.
4	323003	Riser shunt Used to connect the riser BUS and system BUS in order to obtain BUS separation. Transfer signals and switch between video and audio channels. Video transfer distance can be increased by setting the gain adjustment dip switch. DIN-rail installation.
6	323004	Entrance panel video mixer Device can mix signals coming from five entrance panels. Video transfer distance can be adjusted by setting the gain adjustment dip switch. DIN-rail installation.
1	323005	Power supply System power supply unit able to supply power on the data communication cable and simultaneously provide impedance matching for the audio channel. Protected against short circuits: in case of DC output short circuit, the device will switch to protected mode. Once the problem has been resolved, it will return to normal status automatically. Can also be set up to operate as an auxiliary power supply. Wall mounted.
6	323007	2-way video splitter Device splits the BUS signal into two channels where the video signal can only be transferred from input to output. Provides compensation to the two channels separately and adapts the video signal output from the street panel for different distances via settings. Mainly used in riser systems to divide the riser. BUS into several channels to adapt the cabling. DIN-rail installation.

Pack	Item	System accessories
6	323008	Basic apartment interface Device must be used in apartments with two or three internal units. Interface must be installed between the floor shunt (Item 323002) and the internal units. DIN-rail installation.
4	323009	Apartment interface Device used to expand the number of internal units and add a small street panel. Each device can connect five internal units and one street panel, providing the intercom function and call or monitor function of the street panel. DIN-rail installation.
1	323010	Auxiliary power supply Auxiliary power supply protected against short circuits: in case of DC output short circuit, the device will switch to protected mode. Once the problem has been resolved, it will return to normal status automatically. Wall mounted installation.
2	323011	D45/IP interface IP interface which can be connected to the D45 SYSTEM and BTicino 2-wire/IP System in order to create mixed installations. DIN-rail installation.

Dimensions

MODEL NAME	ITEM	DIMENSIONS (mm)
Floor shunt	323002	72 x 105 x 33
Riser shunt	323003	106 x 105 x 33
Entrance panel video mixer	323004	72 x 105 x 33
Power supply	323005	167,5 x 161 x 85
Two Branches video splitter	323007	72 x 105 x 33
Basic apartment interface	323008	72 x 105 x 33
Apartment interface	323009	141 x 105 x 33
Auxiliary power supply	323010	167,5 x 161 x 85
D45/IP interface	323011	90 x 175 x 60



D45 SYSTEM



323016



323018



323023



346858

Pack	Item	System accessories (continued)
1	323012	IP management switchboard software Integrated IP management software provides the communication for calls between internal units and the switchboard.
2	323013	District generator District hub to be connected to four riser shunts (Item 323003), one street panel, one switchboard and one system power supply. Enables a large network to be created. Controls and changes video channels. Provides amplifying compensation for video signals. DIN-rail installation.
6	323015	Door lock accessory Operates electric door locks, particularly the commonly used 12V cathode locks. When the opening current of an anode lock is over 1A, this device is also required to operate anode locks. It is generally connected to the street panel to obtain the door lock release control signal. Possible to open door locks by means of external manual switches. Selection of the type of electric door lock release via the jumper configuration line. DIN-rail installation.
6	323016	House shunt Distributes video, audio and data signals from the BUS to the floor shunt (Item 323002) connected to it, so that the signals from the BUS unit can reach the maximum distance of 200 metres, to meet specific domestic requirements. To be installed in the low voltage subscriber unit in the house. DIN-rail installation.


Pack	Item	System accessories
4	323017	Lift control interface For integrating the D45 system with the elevator system. Possibility to manage the elevator directly from the internal unit.
6	323018	Entrance panel/Switchboard shunt Used to connect the entrance panel and the switchboard to the system. The device automatically switches over the video channels. DIN-rail installation.
4	323019	System expansion interface Extends the riser system when the number of internal units installed on the riser exceeds the limit of 400. The interface can increase this limit to 800 handsets. This device is also used to adjust the video gains and improve video transmission quality. DIN-rail installation.
1	323020	Configuration tool Configuration kit consisting of: - SF2 configuration software - Tool interface - Serial extension cable - Flat cable
4	323023	Small entrance panel video mixer Interface for the installation of several small entrance panels for each internal unit or for each apartment. Permits to install four small entrance panels. By using more than one accessory in series, it's possible to install more than four entrance panels.
1	346858	D45 to BTicino 2-wire interface Switch-over interface to install the BTicino 2-wire door entry system inside the apartment. DIN-rail installation.

Dimensions

MODEL NAME	ITEM	DIMENSIONS (mm)
District generator	323013	175 x 105 x 66
Door lock accessory	323015	72 x 105 x 33
House shunt	323016	72 x 105 x 33
Lift control interface module	323017	141 x 105 x 33
EP/Switchboard shunt	323018	72 x 105 x 33
System expansion interface	323019	106 x 105 x 33
Configuration tool kit	323020	48 x 48
SEP video mixer	323023	141 x 105 x 33
D45/2-wire interface	346858	72 x 105 x 33

D45 SYSTEM

SYSTEM ACCESSORIES

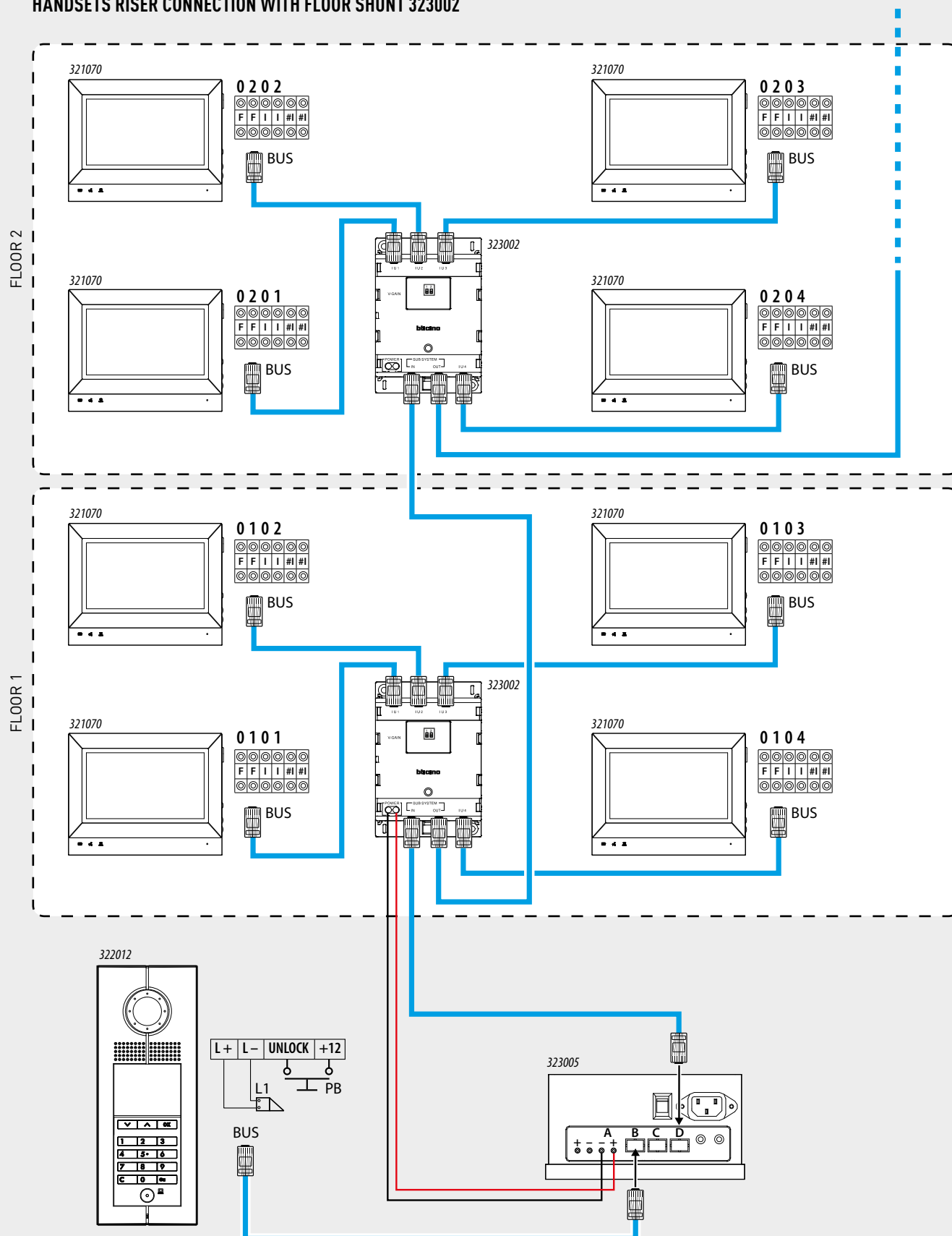


Pack	Item	Configurators
Accessories for pabx switchboard		
10	3501/0	Configurator 0
10	3501/1	Configurator 1
10	3501/2	Configurator 2
10	3501/3	Configurator 3
10	3501/4	Configurator 4
10	3501/5	Configurator 5
10	3501/6	Configurator 6
10	3501/7	Configurator 7
10	3501/8	Configurator 8
10	3501/9	Configurator 9
10	3501/JMP	Configurator JMP
Configurator kit		
1	3501K	Configurator kit consisting of: 10 x pieces for each type of configurator from 0 to 9 2 x blue removable 8-clamp connectors 2 x green removable 2-clamp connectors 1 x configurator connection tool (3502) 1 x plastic screwdriver

WIRING DIAGRAM EXAMPLE

Video system

HANDSETS RISER CONNECTION WITH FLOOR SHUNT 323002

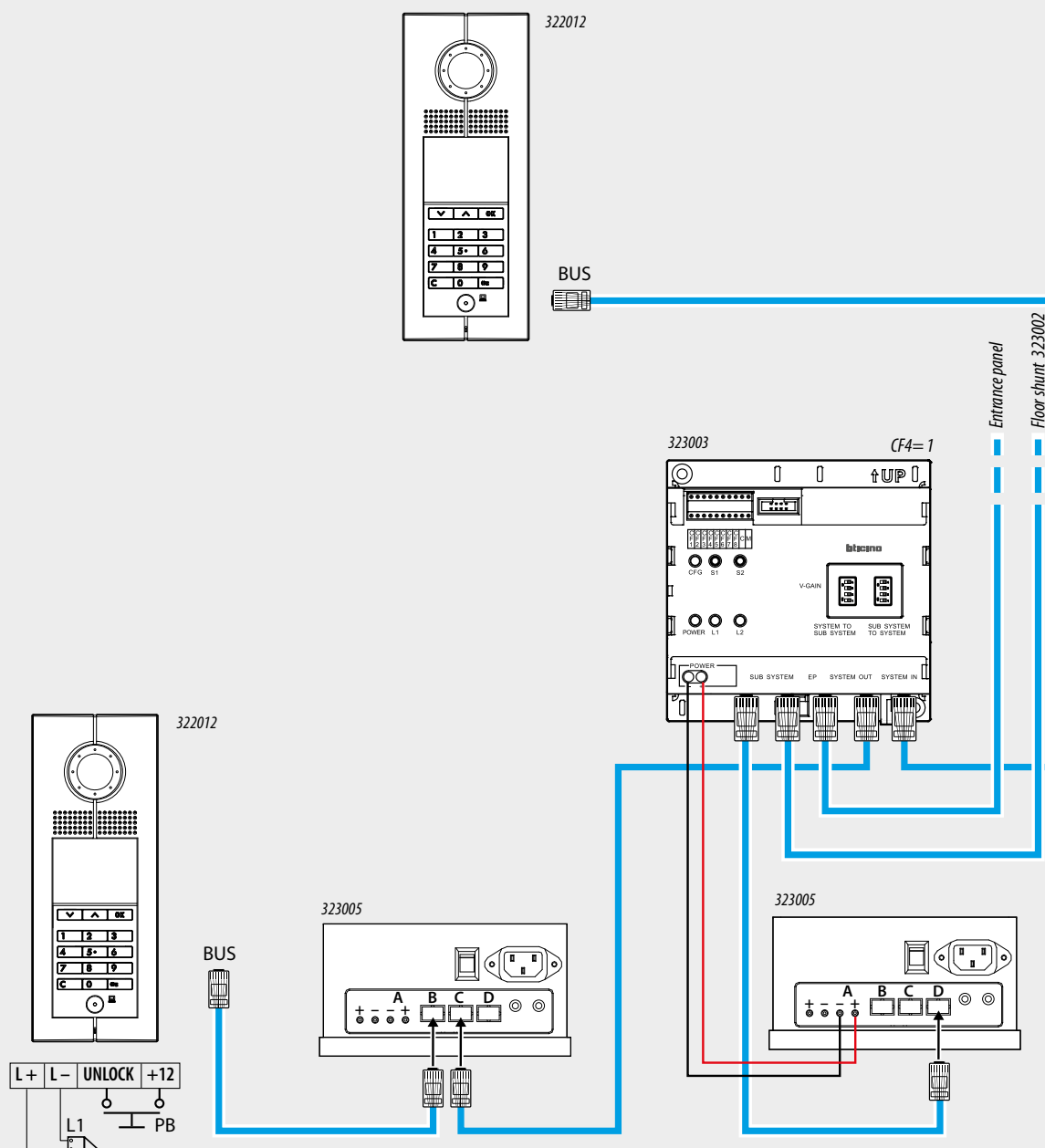


D45 SYSTEM

WIRING DIAGRAM EXAMPLE

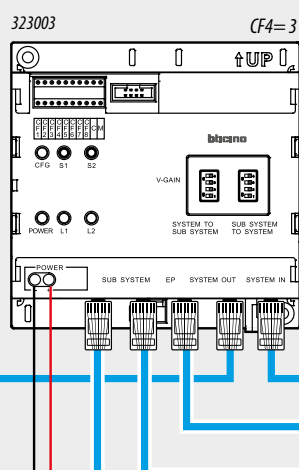
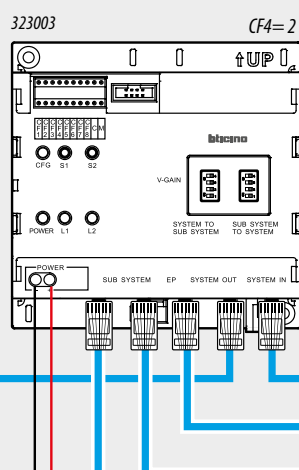
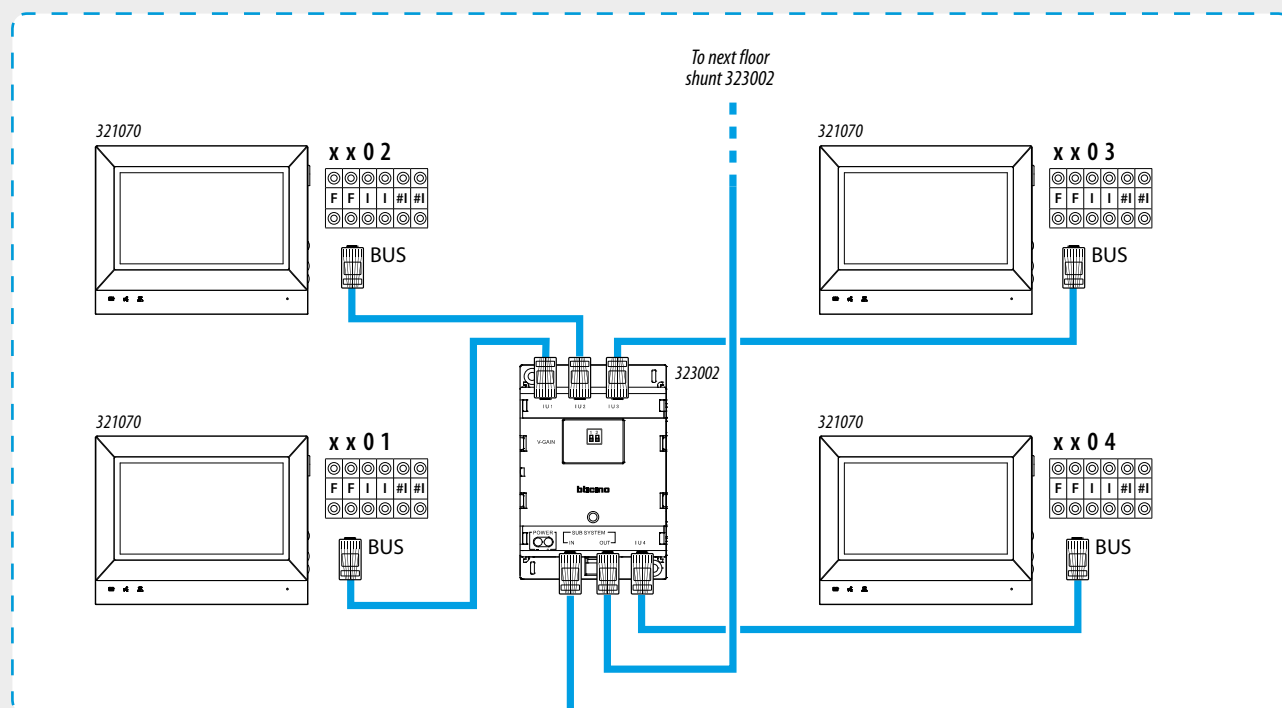
Video system

BACKBONE SYSTEM WITH ONE MAIN ENTRANCE PANEL



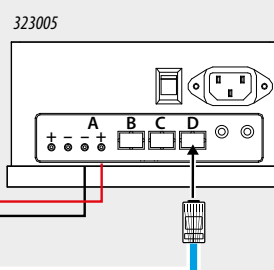
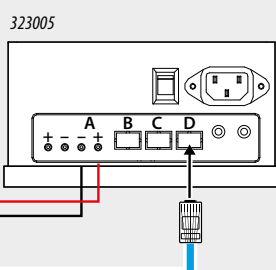


FLOOR XX



Entrance panel
Floor shunt 323002

To next riser
shunt 323003





Legrand Australia
Building 4 Nexus Industry Park
43-47 Lyn Pde Prestons NSW 2170
Tel.: 1300 369 777
www.legrand.com.au

Legrand New Zealand
106-124 Target Road Glenfield
Auckland 0627 New Zealand
Tel.: 0800 476 009
www.legrand.co.nz